INVEST IN THE FUTURE

# CHARGE

CHARGERS - BATTERY SUPPORT UNITS - BOOSTERS - STARTERS
TESTERS - PORTABLE ENERGY - JUMPER CABLES - EV CHARGING - ACCESSORIES

2025 B

## A solid manufacturing group

900 people

C1+
Credit Rating
Banque de France

€ 140 000 000

55 000 m²
2 factories

FRENCH MANUFACTURER
SINCE 1964

## A family company

Nicolas & Bruno
Bouygues

# Global coverage

125 countries

# 4 catalogues

3 500+ references

- MMA/SMAW
- TIG/GTAW
- MIG-MAG/GMAW-FCAW
- Plasma cutting
- Induction heating
- Stud welding
- Spot welding
- Accessories
- Protection
- Consumables

- Spot welding
- Dent pulling
- MIG-MAG/GMAW-FCAW
- Plasma cutting
- Induction heating
- Riveting
- Lifting
- Bodyshop tools

- Chargers
- Battery support units
- Boosters
- Starters
- Testers
- Portable energy
- Jumper cables
- EV charging
- Accessories

- Releasing
- Shrink-fitting
- Stripping
- Straightening dent removal
- Bending
- Brazing

**GYS FRANCE - HEADQUARTERS**
Laval

**GYS LOGISTIC CENTER**
Laval

**GYS GERMANY**
Aachen

**GYS U.K.**
Rugby

**GYS CHINA**
Shanghaï

**GYS ITALIA**
Venezia

**GYS IBERICA**
Madrid

## Table of contents


**CHARGERS & BATTERY SUPPORT UNIT** ..... 6 › 47
**STARTERS & CHARGERS** ..... 48 › 51
**BOOSTERS** ..... 52 › 71
**ACCESSORIES** ..... 72 › 91

GYS

## ★★★★★ THEY TRUST US ★★★★★

ILS NOUS FONT CONFIANCE

LAND ROVER · JAGUAR · MERCEDES · smart · EvoBus · VOLKSWAGEN GROUP · Jeep · TATA · EICHER · GM · KIA · 红旗 · BYD · NIO · Li Auto · LYNK&CO · BMW · MINI · ROLLS ROYCE

# CHARGERS & BATTERY SUPPORT UNIT

6 - 12 - 16 - 24 - 36 - 48 V


**GYSFLASH**

| | |
|---|---|
| GYSFLASH Pb | 6 |
| GYSFLASH LITHIUM | 9 |
| GYSFLASH Pb / LITHIUM | 10 |
| GYSFLASH ON BOARD | 18 |

**CONVERTER DC/DC**

| | |
|---|---|
| ENERGYS DC › DC CHARGER | 19 |

**BATTERY SUPPORT UNIT**

| | |
|---|---|
| GYSFLASH PRO | 20 |
| GYSFLASH PRO CNT | 22 |
| STARTFLASH | 28 |
| EQUALIZE MODE | 30 |
| CNT TECHNOLOGY & ACCESSORIES | 34 |

**MORE**

| | |
|---|---|
| ARTIC | 40 |
| ENERGY / TCB | 41 |
| CT / CA / WATTMATIC | 42 |
| BATIUM | 44 |
| DIAG-BATIUM | 46 |
| MULTICHARGE STATION | 47 |

# CHARGERS Pb

## GYSFLASH TECHNOLOGY

SSM

Save and load settings. Automatic restart in case of power cut.

Mémorisation des réglages. Redémarrage automatique en cas de coupure électrique.

Einstellungsspeicherung. Automatisches Starten nach einem Netzausfall.

START STOP

**Start/stop Engine :**
Compatible with Start/Stop vehicles.
Compatible véhicules Start/Stop.
Geeignet für START-STOP- Fahrzeuge.

CAN BUS

**Can Bus ready:** compatible with Can Bus Technology, the Gysflash can be connected to the motorcycle 12V socket (cable is optional).

**Can bus ready :** compatible avec la technologie Can Bus, le Gysflash se branche directement sur la prise 12 V de la moto (câble en option).

**Can-Bus Ready:** Mit der Can-Bus Technologie kompatibel. Das GYSFLASH wird direkt an den 12V-Anschluss des Motorrads angeschlossen (Kabel optional).

**Auto Recovery :** Recovers deeply discharged (min 2V) and/or sulfated batteries.

**Auto Recovery :** Récupération des éléments des batteries profondément déchargées (mini 2V) et/ou sulfatées.

**Auto Recovery:** Wiederherstellung der Zellen bei tiefentladenen bzw. sulfatierten Batterien (min. 2V).

**"Cold charge" mode:** performance-enhancing charging mode for cold or freezing weather conditions.

**Mode "Cold charge":** optimisation des performances en cas de temps froid ou de gel.

**«Cold Charge»-Modus:** Leistungsoptimierung bei kaltem Wetter oder bei Frost.

t°

Fitted with a highly sensitive sensor, Gysflash automatically adjusts the charge based on ambient temperature.

Équipé d'un capteur haute sensibilité, le Gysflash ajuste automatiquement les paramètres de charge en fonction de la température ambiante.

Ausgestattet mit einem hochempfindlichen Sensor stellt das GYSFLASH automatisch die Ladeparameter der Umgebungstemperatur entsprechend ein.

**Power supply mode:** Optimum floating charge, ideal for use during battery change to protect vehicle memory.
Also for when the vehicle is not in use for extended periods or for demonstration use.

**Source d'énergie :** mode de maintien optimal de l'état de charge. Idéal pour les véhicules en hivernage, de démonstration, ou pour le remplacement de batterie.

**Energiequelle:** Aufrechterhaltung des Batteriezustands. Ideal für Saison-, Austellungsfahrzeuge oder bei Batteriewechsel.

## SMART CHARGE 7 STEP / 8 STEP

1. Status analysis
2. Recovery
3. Test desulfation
4. Desulfation
5. Fast charge 80%
6. Absorption
7. Refresh (for "8 step" only)
8. Floating 100%

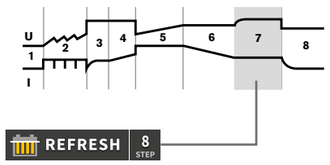


Rebalancing of the battery cells for greater longevity (not available on all models).

Rééquilibrage des cellules de la batterie pour plus de longévité (suivant modèle).

Regenerierung der Batteriezellen für eine längere Lebensdauer (je nach Modell).

BEST SELLER

YouTube

PLAYLIST
GYSFLASH

## IP 65

**WATER PROTECTION**

GYSFLASH
1.12, 4.12, 6.12, 8.12, 12.12,
6 HERITAGE, 6.24, 9.24, 1.12 PL,
8.12 PL, 6.24 PL, 3.48 PL,
1.12 Lithium, 6.12 Lithium

## 12 V

### GYSFLASH 1.12

**1 A**

GO > 7 V | SSM | START STOP | CAN BUS | 7 STEP

F FLASH Connector

029361
: 029514

### GYSFLASH 4.12 & 4.12S

**0.8/4 A**

GO > 2 V | SSM | START STOP | CAN BUS | 7 STEP

F FLASH Connector




**4.12**
029422
: 029521

**4.12S** (110 V)
069190
072701
072817

### GYSFLASH 6.12

**0.8/6 A**

GO > 2 V | SSM | START STOP | CAN BUS | REFRESH 8 STEP

F FLASH Connector

029378
: 029613

### GYSFLASH 8.12

**8 A**

GO > 2 V | SSM | START STOP | REFRESH 8 STEP

029385
: 029545

### GYSFLASH 12.12

**12 A**

GO > 2 V | SSM | START STOP | t° | REFRESH 8 STEP

S SAE Connector

029392
: 029552

**110 V**

GYSFLASH 4.12 S
GYSFLASH 1.12 PL S

PATENTS REGISTERED NUMBERS
002280008 & 002279927
EUROPEAN TRADEMAR & DESIGN

DESIGN GYS FRANCE

MADE IN GYS CHINA

| | 50 / 60 Hz | | Power | $I_{charge}$ | V | Charge | Maintenance | Zz | Ondulation/ Ripple | Charging curve | | IP | | | L × W × H cm / kg |
|---|---|---|---|---|---|---|---|---|---|---|---|---|---|---|---|
| GYSFLASH 1.12 | 220-240 V AC | 1 m | 18 W | **1 A** | **12 V** | 2 › 32 Ah | 2 › 100 Ah | <0.4 Ah/month | <150 mV Rms | IUoU | 7 steps | IP 65 | 0.44 kg | 13 × 8 × 3.8 cm | 30 × 15.5 × 6 / 0.6 |
| GYSFLASH 4.12<br>GYSFLASH 4.12S | 220-240 V AC<br>100-127 V AC | 2 m | 70 W | **0,8/4 A** | **12 V** | 1.2 › 90 Ah | 1.2 › 130 Ah | <0.4 Ah/month | <150 mV Rms | IUoU | 7 steps | IP 65 | 0.69 kg | 17 × 9 × 5.1 cm | 34.5 × 17.9 × 36.2 / 0.89 |
| GYSFLASH 6.12 | 220-240 V AC | 2 m | 90 W | **0,8/6 A** | **12 V** | 1.2 › 125 Ah | 1.2 › 170 Ah | <0.4 Ah/month | <150 mV Rms | IUoU | 8 steps | IP 65 | 0.77 kg | 19 × 10 × 5.2 cm | 36 × 19.5 × 7 / 1 |
| GYSFLASH 8.12 | 220-240 V AC | 2 m | 130 W | **8 A** | **12 V** | 15 › 160 Ah | 15 › 240 Ah | <0.4 Ah/month | <150 mV Rms | IUoU | 8 steps | IP 65 | 0.85 kg | 19 × 10 × 5.2 cm | 36 × 19.5 × 7 / 1 |
| GYSFLASH 12.12 | 220-240 V AC | 2 m | 195 W | **12A** | **12 V** | 20 › 250 Ah | 20 › 330 Ah | <0.4 Ah/month | <100 mV Rms | IUoU | 8 steps | IP 65 | 1.1 kg | 22.1 × 11.1 × 5.8 cm | 36.4 × 20 × 6.8 / 1.3 |

# CHARGERS Pb

YouTube
PLAYLIST
GYSFLASH

## HERITAGE • 6/12 V

### GYSFLASH 6 HERITAGE

**0.8/6 A**

GO > 2 V | SSM | REFRESH 8 STEP

F FLASH Connector

029538

## 6/12/24 V

### GYSFLASH 6.24

**0.8/6 A**

GO > 2 V | SSM | START STOP | 7 STEP

F FLASH Connector

029460
: 029644

### GYSFLASH 9.24

**9 A**

GO > 2 V | SSM | START STOP | REFRESH 8 STEP

S SAE Connector

029477
: 029651

| | PATENTS REGISTERED NUMBERS 002280008 & 002279927 EUROPEAN TRADEMARK & DESIGN | 50 / 60 Hz | | Power | $I_{charge}$ | V | Charge | Maintenance | | Ondulation/ Ripple | Charging curve | | IP | | | L × W × H cm / kg |
|---|---|---|---|---|---|---|---|---|---|---|---|---|---|---|---|---|
| DESIGN GYS FRANCE<br>MADE IN GYS CHINA | GYSFLASH 6 HERITAGE | 220-240 V AC | 2 m | 90 W | **0,8/6 A** | **6/12 V** | 1.2 › 125 Ah | 1.2 › 170 Ah | <0.4 Ah /month | <150 mV Rms | IUoU | 8 steps | IP 65 | 0.77 kg | 19 × 10 × 5.2 cm | 36.5 × 19.4 × 7 cm / 1 |
| | GYSFLASH 6.24 | 220-240 V AC | 2 m | 130 W | **0.8/6 A** | **6/12 V** | 1.2 › 125 Ah | 1.2 › 170 Ah | <0.4 Ah /month | <150 mV Rms | IUoU | 7 step | IP 65 | 0.85 kg | 19 × 10 × 5.2 cm | 36.5 × 19.5 × 7 cm / 1 |
| | | | | | **0,8/4 A** | **24 V** | 1.2 › 100 Ah | 1.2 › 140 Ah | | | | | | | | |
| | GYSFLASH 9.24 | 220-240 V AC | 2 m | 190 W | **9 A** | **6/12 V** | 18 › 220 Ah | 18 › 300 Ah | <0.4 Ah /month | <100 mV Rms | IUoU | 8 step | IP 65 | 1.1 kg | 22.1 × 11.1 × 5.8 cm | 36.5 × 19.5 × 7 cm / 1.3 |
| | | | | | **6 A** | **24 V** | 15 › 125 Ah | 15 › 170 Ah | | | | | | | | |



## GYSFLASH TECHNOLOGY

SSM

Save and load settings. Automatic restart in case of power cut.

Mémorisation des réglages. Redémarrage automatique en cas de coupure électrique.

Einstellungsspeicherung. Automatisches Starten nach einem Netzausfall.

START STOP

**Start/stop Engine :**
Compatible with Start/Stop vehicles.
Compatible véhicules Start/Stop.
Geeignet für START-STOP- Fahrzeuge.

CAN BUS

**Can Bus ready:** compatible with Can Bus Technology, the Gysflash can be connected to the motorcycle 12V socket (cable is optional).

**Can bus ready :** compatible avec la technologie Can Bus, le Gysflash se branche directement sur la prise 12 V de la moto (câble en option).

**Can-Bus Ready:** Mit der Can-Bus Technologie kompatibel. Das GYSFLASH wird direkt an den 12V-Anschluss des Motorrads angeschlossen (Kabel optional).

**Auto Recovery :** Recovers deeply discharged (min 2V) and/or sulfated batteries.

**Auto Recovery :** Récupération des éléments des batteries profondément déchargées (mini 2V) et/ou sulfatées.

**Auto Recovery:** Wiederherstellung der Zellen bei tiefentladenen bzw. sulfatierten Batterien (min. 2V).

Fitted with a highly sensitive sensor, Gysflash automatically adjusts the charge based on ambient temperature.

Équipé d'un capteur haute sensibilité, le Gysflash ajuste automatiquement les paramètres de charge en fonction de la température ambiante.

Ausgestattet mit einem hochempfindlichen Sensor stellt das GYSFLASH automatisch die Ladeparameter der Umgebungstemperatur entsprechend ein.

## SMART CHARGE 7 STEP / 8 STEP / 8 LiFePO4

### Pb

1. Status analysis
2. Recovery
3. Test desulfation
4. Desulfation
5. Fast charge 80%
6. Absorption
7. Refresh (for "8 step" only)
8. Floating 100%

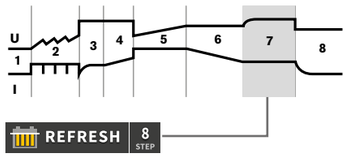


Rebalancing of the battery cells for greater longevity (not available on all models).

Rééquilibrage des cellules de la batterie pour plus de longévité (suivant modèle).

Regenerierung der Batteriezellen für eine längere Lebensdauer (je nach Modell).

### $LiFePO_4$ (LFP)

1. UVP Wake up - Status analysis
2. Recovery
3. Fast charge 90%
4. Absorption 95%
5. Test
6. Completion
7. Equalization
8. Floating 100%

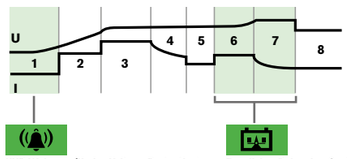


**UVP Wake up (Under Voltage Protection)**
Battery reactivation when in UVP protection.
Réactivation de la batterie en protection UVP.
Reaktivierung der Batterie mit UVP-Schutz.

**Equalizing Balancing System**
Balancing of the battery cells.
Équilibrage des cellules.
Ausgleich der Batteriezellen.



# CHARGERS LiFePO4

## 12 V

### GYSFLASH 1.12 Lithium

**1 A**

GO > 7 V | SSM | CAN BUS | 8 LiFePO4

F FLASH Connector

029675

### GYSFLASH 6.12 Lithium

**4/6 A**

GO > 2 V | SSM | CAN BUS | 8 LiFePO4

F FLASH Connector

029729

| DESIGN GYS FRANCE<br>MADE IN GYS CHINA | 50 / 60 Hz | | Power | $I_{charge}$ | V | Charge | Mainte-nance | | Ondulatio / Ripple | Charging curve | | IP | | | L × W × H cm / kg |
|---|---|---|---|---|---|---|---|---|---|---|---|---|---|---|---|
| GYSFLASH 1.12 Lithium | 220-240 V AC | 1 m | 18 W | **1 A** | **12 V** | 0.5 › 20 Ah | 0.5 › 50 Ah | <0.4 Ah/ month | <150 mV Rms | IUoU | 8 step | IP 65 | 0.44 kg | 13 × 8 × 3.8 cm | 29.7 × 15 × 5.7 / 0.6 |
| GYSFLASH 6.12 Lithium | 220-240 V AC | 2 m | 90 W | **4/6 A** | **12 V** | 1.2 › 125 Ah | 1.2 › 170 Ah | <0.4 Ah/ month | <150 mV Rms | IUoU | 8 step | IP 65 | 0.77 kg | 19 × 10 × 5.2 cm | 36.5 × 19.5 × 7 / 1 |

# CHARGERS
# Pb/LiFePO4

GYSFLASH Pb / LITHIUM



**OPTION**

Gysflash 18.12 PL, 30.12 PL, 20.12/24 PL, 10.36/48 PL

**Magnetfix 20**
026063

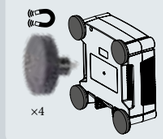

12 V

12 / 24 V

## GYSFLASH 1.12 PL & 1.12 PL S

**1 A**

GO > 7 V | SSM | START STOP | CAN BUS | 7 STEP Pb | 8 STEP LiFePO4

F FLASH Connector




**1.12 PL**
026902
: 027541

**1.12 PL S** (110 V)
070851
072794
072824

## GYSFLASH 8.12 PL

**1/4/ 8 A**

GO > 2 V | SSM | START STOP | CAN BUS | 7 STEP Pb | 8 STEP LiFePO4

S SAE Connector

069282

## GYSFLASH 18.12 PL

**7/12/ 18 A**

GO > 2 V | SSM | START STOP | t° | 7 STEP Pb | 8 STEP LiFePO4

A ANDERSON Connector




026926

## GYSFLASH 30.12 PL

**7/15/ 30 A**

GO > 2 V | SSM | START STOP | t° | 7 STEP Pb | 8 STEP LiFePO4

A ANDERSON Connector




029668
: 026070

## GYSFLASH 20.12/24 PL

**7/15/ 20 A**

GO > 2 V | SSM | START STOP | t° | 7 STEP Pb | 8 STEP LiFePO4

A ANDERSON Connector

026049
: 027558

| PATENTS REGISTERED NUMBERS 002280008 & 002279927 EUROPEAN TRADEMARK & DESIGN | | 50 / 60 Hz | | Power | $I_{charge}$ | V | Charge | Maintenance | | Ondulation/ Ripple | Charging curve | | IP | | | L × W × H cm / kg |
|---|---|---|---|---|---|---|---|---|---|---|---|---|---|---|---|---|
| DESIGN GYS FRANCE | GYSFLASH 1.12 PL | 220-240 V AC | 2 m | 20 W | 1 A | 12 V | 2 › 32 Ah (Pb) 0.5 › 20 Ah (LiFePO4) | 2 › 100 Ah (Pb) 0,5 › 50 Ah (LiFePO4) | <0.4 Ah/ month | <150 mV Rms | IUoU | 7 step (Pb) 8 step (LiFePo4) | IP 65 | 0,69 kg | 17 × 9 × 5.1 cm | 33 × 17.5 × 6 / 0.8 |
| | GYSFLASH 1.12 PL S | 100-127 V AC | | | | | | | | | | | | | | |
| MADE IN GYS CHINA | GYSFLASH 8.12 PL | 220-240 V AC | 2 m | 130 W | 1/4/8 A | 12 V | 15 › 160Ah (Pb) 1.2 › 160 Ah (LiFePO4) | 15 › 240Ah (Pb) 1.2 › 240 Ah (LiFePO4) | <0.4 Ah/ month | <150 mV Rms | IUoU | 7 step (Pb) 8 step (LiFePo4) | IP 65 | 0,85 kg | 19 × 10 × 5.2 cm | — |
| MADE IN FRANCE | GYSFLASH 18.12 PL | 220-240 V AC | 2 m | 300 W | 7/12/18 A | 12 V | 15 › 270 Ah (Pb) 7 › 270 Ah (LiFePO4) | | <0.5 Ah/ month | <100 mV Rms | IUoU | 7 step (Pb) 8 step (LiFePo4) | IP 31 | 1,55 kg | 19 × 19 × 7.3 cm | 30 × 22 × 9 / 1.9 |

| PATENTS REGISTERED NUMBERS 002280008 & 002279927 EUROPEAN TRADEMARK & DESIGN | | 50 / 60 Hz | | Power | $I_{charge}$ | V | Charge | Maintenance | | Ondulation/ Ripple | Charging curve | | IP | | | L × W × H cm / kg |
|---|---|---|---|---|---|---|---|---|---|---|---|---|---|---|---|---|
| MADE IN FRANCE | GYSFLASH 30.12 PL | 220-240 V AC | 2 m | 500 W | 7/15/30 A | 12 V | 15 › 375 Ah (Pb) 7 › 375 Ah (LiFePO4) | | <0.5 Ah/month | <150 mV Rms | IUoU | 7 step (Pb) 8 step (LiFePo4) | IP 31 | 1,85 kg | 19 × 19 × 7.3 cm | 30 × 22 × 9 / 2.2 |
| | GYSFLASH 20.12/24 PL | 220-240 V AC | 2 m | 500 W | 7/15/20 A | 12 V | 15 › 300 Ah (Pb) 7 › 300 Ah (LiFePO4) | | <1 Ah/month | <150 mV Rms | IUoU | 7 step (Pb) 8 step (LiFePo4) | IP 31 | 1,85 kg | 19 × 19 × 7.3 cm | 30 × 22 × 8.5 / 2.2 |
| | | | | | 7/15 A | 24 V | 15 › 240 Ah (Pb) 7 › 240 Ah (LiFePO4) | | | | | | | | | |

# CHARGER Pb/LiFePO4

## GYSFLASH TECHNOLOGY

SSM

Save and load settings. Automatic restart in case of power cut.

Mémorisation des réglages. Redémarrage automatique en cas de coupure électrique.

Einstellungsspeicherung. Automatisches Starten nach einem Netzausfall.

START STOP **Start/stop Engine :**
Compatible with Start/Stop vehicles.
Compatible véhicules Start/Stop.
Geeignet für START-STOP- Fahrzeuge.

**Auto Recovery :** Recovers deeply discharged (min 2V) and/or sulfated batteries.

**Auto Recovery :** Récupération des éléments des batteries profondément déchargées (mini 2V) et/ou sulfatées.

**Auto Recovery:** Wiederherstellung der Zellen bei tiefentladenen bzw. sulfatierten Batterien (min. 2V).

Fitted with a highly sensitive sensor, Gysflash automatically adjusts the charge based on ambient temperature.

Équipé d'un capteur haute sensibilité, le Gysflash ajuste automatiquement les paramètres de charge en fonction de la température ambiante.

Ausgestattet mit einem hochempfindlichen Sensor stellt das GYSFLASH automatisch die Ladeparameter der Umgebungstemperatur entsprechend ein.

## SMART CHARGE 7 STEP / 8 LiFePO4

**Pb**

1. Status analysis
2. Recovery
3. Test desulfation
4. Desulfation
5. Fast charge 80%
6. Absorption
7. Floating 100%

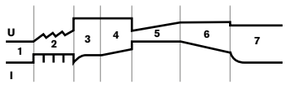


**LiFePO4 (LFP) / Li-ion**

1. UVP Wake up
- Status analysis
2. Recovery
3. Fast charge 90%
4. Absorption 95%
5. Test
6. Completion
7. Equalization
8. Floating 100%

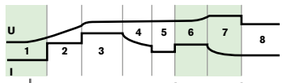


**UVP Wake up (Under Voltage Protection)**
Battery reactivation when in UVP protection.
Réactivation de la batterie en protection UVP.
Reaktivierung der Batterie mit UVP-Schutz.

**Equalizing Balancing System**
Balancing of the battery cells.
Equilibrage des cellules.
Ausgleich der Batteriezellen.

SC SMART COOLING TECHNOLOGY

100% DUST PROOF

SILENT

INTENSIVE

IP 23
INDOOR / OUTDOOR

**12 V**

### GYSFLASH 32.12 PL

7/15/**30 A**

GO > 2 V | SSM | START STOP | 7 STEP Pb | 8 LiFePO4 | SC

2,5 m - 6 mm²
027381

# CHARGER Pb

## INCLUDED

Fixing kit

## OPTIONS

Magnetfix 50
029637



GYSFLASH PRO vertical wall mounting kit
082694



INTENSIVE

SHOCK RESISTANT

IP 65
INDOOR / OUTDOOR

**12 / 24 V**

### GYSFLASH 15.24 XTREM

**15 A**

GO > 2 V | SSM | START STOP | 7 STEP Pb | SC

5 m - 4 mm²
025813

Double insulation

ROBUST & SAFE 2 pts connection

included for Gysflash 15.24 XTREM
028760

## INCLUDED

**Fixing kit**
for Gysflash 32.12 PL, 15.24 XTREM

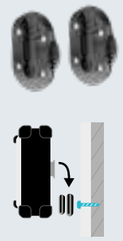

## OPTIONS

NATO CONNECTOR
026780

2 pts/NATO Spiral
5 m
028968

2 pts/NATO
5 m - 4 mm²
025837

2 pts/DIN 1490
Emergency vehicle
5 m
028777

| PATENTS REGISTERED NUMBERS 002280008 & 002279927 EUROPEAN TRADEMARK & DESIGN | 50 / 60 Hz | | Power | Icharge | V | Charge | Maintenance | | Ondulation/ Ripple | Charging curve | IP | | | L × W × H cm / kg |
|---|---|---|---|---|---|---|---|---|---|---|---|---|---|---|
| MADE IN FRANCE GYSFLASH 32.12 PL | 230 V | 2.5 m | 500 W | 7/15/30 A | 12 V | 10 › 400 Ah | | <0.5 Ah/month | <150 mV Rms | IUoU | IP 23 | 4,7 kg | 8 × 25 × 20 cm | 36 × 27.5 × 20.5 / 4.6 |
| GYSFLASH 15.24 XTREM | 230 V | 2.5 m | 500 W | 7/10/15 A | 12/24 V | 5 › 240 Ah | | <1 Ah/month | <150 mV Rms | IUoU | IP 65 | 5.4 kg | 7.5 × 25 × 21 cm | 27 × 20 × 36 / 5.4 |

## GYSFLASH TECHNOLOGY

SSM

Save and load settings. Automatic restart in case of power cut.

Mémorisation des réglages. Redémarrage automatique en cas de coupure électrique.

Einstellungsspeicherung. Automatisches Starten nach einem Netzausfall.

**Auto Recovery :** Recovers deeply discharged (min 2V) and/or sulfated batteries.

**Auto Recovery :** Récupération des éléments des batteries profondément déchargées (mini 2V) et/ou sulfatées.

**Auto Recovery:** Wiederherstellung der Zellen bei tiefentladenen bzw. sulfatierten Batterien (min. 2V).

Fitted with a highly sensitive sensor, Gysflash automatically adjusts the charge based on ambient temperature.

Équipé d'un capteur haute sensibilité, le Gysflash ajuste automatiquement les paramètres de charge en fonction de la température ambiante.

Ausgestattet mit einem hochempfindlichen Sensor stellt das GYSFLASH automatisch die Ladeparameter der Umgebungstemperatur entsprechend ein.

## SMART CHARGE 7 STEP / 8 LiFePO4

### Pb

1. Status analysis
2. Recovery
3. Test desulfation
4. Desulfation
5. Fast charge 80%
6. Absorption
7. Floating 100%

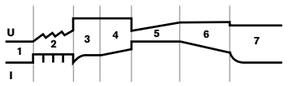


### LiFePO4 (LFP) / Li-ion

1. UVP Wake up
- Status analysis
2. Recovery
3. Fast charge 90%
4. Absorption 95%
5. Test
6. Completion
7. Equalization
8. Floating 100%

**UVP Wake up (Under Voltage Protection)**
Battery reactivation when in UVP protection.
Réactivation de la batterie en protection UVP.
Reaktivierung der Batterie mit UVP-Schutz.

**Equalizing Balancing System**
Balancing of the battery cells.
Équilibrage des cellules.
Ausgleich der Batteriezellen.

# ELECTRO MOBILITY CHARGERS

# Pb/Lithium

LiFePO4 / Li-ion / Li-Po / NMC / LCO / MCO / NCA...

OPTION

Magnetfix 20
026063

## 24 V • ELECTRICAL MOBILITY

### GYSFLASH 6.24 PL

**6 A** GO > 2 V

GO > 2 V | SSM | 7 STEP Pb | 8 LiFePO4 | 8 STEP Li-ion

S SAE Connector

027398

## 48 • INDUSTRY / ELECTROMOBILITY

### GYSFLASH 3.48 PL

**3 A**

GO > 5 V | SSM | 7 STEP Pb | 8 LiFePO4 | 8 STEP Li-ion

S SAE Connector

027893

## 36 / 48 • INDUSTRY / ELECTROMOBILITY

### GYSFLASH 10.36/48 PL

**10 A**

GO > 5 V | SSM | 7 STEP Pb | 8 LiFePO4 | 8 STEP Li-ion

A ANDERSON Connector




027060

| DESIGN GYS FRANCE | PATENTS REGISTERED NUMBERS 002280008 & 002279927 EUROPEAN TRADEMARK & DESIGN | 50 / 60 Hz | | Power | $I_{charge}$ | V | n cell Pb | n cell LFP | n cell NMC | Charge | Maintenance | | Ondulation/Ripple | Charging curve | | IP | | | L × W × H cm / kg |
|---|---|---|---|---|---|---|---|---|---|---|---|---|---|---|---|---|---|---|---|
| MADE IN GYS CHINA | **GYSFLASH 6.24 PL** | 220-240 V AC | 2 m | 190 W | **6 A** | **24 V** | 12 | 8 | 6 | 15 › 125 Ah (Pb)<br>2 › 125 Ah (Li) | 15 › 170 Ah (Pb)<br>2 › 170 Ah (Li) | <0.4 Ah /month | <150 mV Rms | IUoU | 7 step (Pb)<br>8 step (Li) | IP 65 | 1,1 kg | 22.1 × 11.1 × 5.8 cm | 36.3 × 19.3 × 6.7 cm / 1.4 |
| | **GYSFLASH 3.48 PL** | 220-240 V AC | 2 m | 195 W | **3 A** | **48 V** | 24 | 15/16 | 13/14 | 6 › 60 Ah (Pb)<br>3 › 60 Ah (Li) | 6 › 60 Ah (Pb)<br>3 › 60 Ah (Li) | <0.4 Ah /month | <150 mV Rms | IUoU | 7 step (Pb)<br>8 step (Li) | IP 65 | 1,1 kg | 22.1 × 11.1 × 5.8 cm | 36 × 19.5 × 7 cm / 1.2 |
| MADE IN FRANCE | **GYSFLASH 10.36/48 PL** | 220-240 V AC | 2 m | 500 W | **10 A** | **36 V** | 18 | 12 | 9 | 20 › 230 Ah (Pb)<br>10 › 230 Ah (Li) | 20 › 230 Ah (Pb)<br>10 › 230 Ah (Li) | <0.4 Ah /month | <150 mV Rms | IUoU | 7 step (Pb)<br>8 step (Li) | IP 31 | 1,85 kg | 19 × 19 × 7.3 cm | 22 × 30 × 8 cm / 2 |
| | | | | | **8 A** | **48 V** | 24 | 15/16 | 13/14 | 15 › 160 Ah (Pb)<br>8 › 160 Ah (Li) | 15 › 160 Ah (Pb)<br>8 › 160 Ah (Li) | | | | | | | | |

## ELECTROMOBILITY

### MOBILITY

SAE CONNECTOR **S3**
027428

### OUTDOOR

ANDERSON CONNECTOR
**A3**
027855

SAE CONNECTOR **S4**
027442

SAE CONNECTOR **S3**
027428

### INDUSTRY

SAE CONNECTOR **S5**
027473

### MEDICAL

SAE CONNECTOR **S3**
027428

# CONNECTORS

**A complete solution • Une solution complète • Eine Komplettlösung**



## F Flash Connector

**GYSFLASH ≤ 6A** : 1.12 / 4.12 / 6.12 / 6 Heritage / 6.24 / 1.12 Li / 6.12 Li / 1.12 PL

| F1 / Clamps | F2 / Charge indicator | F3 / Eyelets | F4 / Charge indicator eyelets | F5 / Cigarette lighter | F6 / Cable | F7 / Connector MLX | F8 Adapter S / F - F / S | F9 Adapter F / A |
|---|---|---|---|---|---|---|---|---|
| L 0.45 m (1.3 mm²)<br>All<br>026889 | L 0.56 m (1.3 mm²)<br>All 12V LEAD<br>029149 | ø M6 L 0.45 m (1.3 mm²)<br>All 12V<br>029194<br>ø M8 L 0.45 m (1.3 mm²)<br>24V 36V 48V<br>027626 | ø M6 L 0.56 m (1.3 mm²)<br>All 12V LEAD<br>029200 | L 0.45 m (0.82 mm²)<br>029439 | L 2.50 m (1.3 mm²)<br>All<br>029057 | L 0.45 m (1.3 mm²)<br>027589 | L 0.45 m (1.3 mm²)<br>027480 | L 0.45 m (1.3 mm²)<br>025820 |

## S SAE Connector

**GYSFLASH < 16A** : 8.12 PL / 12.12 / 9.24 / 6.24 / 3.48 PL

| S1 / Clamps | S2 / Eyelets | S3 / XLR 3 pin | S4 / T-Bar | S5 Adapter S / A | S6 KIT SAE / JACK (max 5 A) | S7 / Cigarette lighter (max 10 A) | S8 / Cable |
|---|---|---|---|---|---|---|---|
| L 1.50 m (1.3 mm²)<br>All<br>+Showroom Gysflash 1212<br>027688 | ø M6 L 0.45 m (1.3 mm²)<br>12V 24V<br>027466<br>ø M8 L 0.45 m (1.3 mm²)<br>24V 36V 48V<br>027633<br>ø M10 L 0.45 m (1.3 mm²)<br>36V 48V<br>027640 | L 0.45 m (1.3 mm²)<br>027428 | L 0.45 m (1.3 mm²)<br>027442 | L 0.45 m (1.3 mm²)<br>027473 | L 0.45 m (1.3 mm²)<br>025646 | Only for 8.12 PL<br>L 0.45 m (1.3 mm²)<br>077331 | L 2.5 m (1.3 mm²)<br>077348 |

## A ANDERSON Connector

**GYSFLASH < 40A** : 18.12 PL / 30.12 PL / 20.12-24 PL / 10.36-48 PL



| A1 / Clamps | A2 / Eyelets | | | | | A3 / Anderson |
|---|---|---|---|---|---|---|
| All | 4 mm² | ø M6 L 0.40 m | ø M8 L 0.40 m | ø M8 L 1.90 m | ø M10 L 0.40 m | L 1.5 m (4 mm²) |
| L 1.90 m (4 mm²) 026094 | | 12V 24V | 24V 36V 48V | 24V 36V 48V | 36V 48V | 027855 |
| L 6 m (4 mm²) 027435 | | 027657 | 027664 | 027794 | 027671 | |

## XTREM CABLES

**GYSFLASH 15.24 XTREM**



| 2pts/NATO Spiral | 2pts/NATO | 2pts/DIN14690 |
|---|---|---|
| 5 m<br>028968 | 5 m - 4 mm²<br>025837 | Emergency vehicule 5 m<br>028777 |



# SELECT THE RIGHT GYSFLASH

**CHOISISSEZ VOTRE GYSFLASH • WÄHLEN SIE IHR GYSFLASH AUS**

SPECIAL PROJECT - CONTACT US



| GYSFLASH | 6V | 12V | 24V | 36V | 48V | MEDICAL SERVICE - LEISURE | | | | | MOTORBIKE LIGHT MOBILITY | | | | | AUTO - CAMPER VAN - TRUCK | | | | | | | | | | MARINE | | | | | INDUS TRY | URBAN |
|---|---|---|---|---|---|---|---|---|---|---|---|---|---|---|---|---|---|---|---|---|---|---|---|---|---|---|---|---|---|---|---|---|
| **Pb** | | | | | | | | | | | | | | | | | | | | | | | | | | | | | | | | |
| 1.12 | | | | | | | | | | | | | | | | | M | | | | | | | | | | | | | | | |
| 1.12 PL | | | | | | | | | | | | | | | | | M | | | | | | | | | | | | | | | |
| 4.12 | | | | | | | | | | | | | | | | | | M | M | | | | | | | | M | | | | | |
| 6.12 | | | | | | | | | | | | | | | | | | | | M | | | | | | | M | | | | | |
| 8.12 | | 12V | | | | | | | | | | | | | | | | | | | M | | | | | | | | | | | |
| 8.12 PL | | | | | | | | | | | | | | | | | | | | | M | | | | | | | | | | | |
| 12.12 | | | | | | | | | | | | | | | | | | | | | | | | | | | | | | | | |
| 18.12 PL | | | | | | | | | | | | | | | | | | | | | | | | | | | | | | | | |
| 30.12 PL | | | | | | | | | | | | | | | | | | | | | | | | | | | | | | | | |
| 6 Heritage | 6V | 12V | | | | | | | | | | | | | | | | | | M | | | | | | | M | | | | | |
| 6.24 PL | | | 24V | | | | | | | | | | | | | | | | | | | | | | | | | | | | | |
| 20.12/24 PL | | 12V | 24V | | | | | | | | | | | | | | | | | | | | | | | | | | | | | |
| 6.24 | 6V | 12V | 24V | | | | M | | | | | | | | | | | | | M | | M | | | | | M | | | | | |
| 9.24 | | | | | | | | | | | | | | | | | | | | | | | | M | | | | | | M | | |
| 3.48 PL | | | | | 48V | | | | | | | | | | | | | | | | | | | | | | | | | | | |
| 10.36/48 PL | | | | 36V | 48V | | | | | | | | | | | | | | | | | | | | | | | | | | | |
| **LiFePO4** | | | | | | | | | | | | | | | | | | | | | | | | | | | | | | | | |
| 1.12 Lithium | | | | | | | | | | | | | | | | | M | | | | | | | | | | | | | | | |
| 1.12 PL | | | | | | | | | | | | | | | | | M | | | | | | | | | | | | | | | |
| 6.12 Lithium | | 12V | | | | | | | | | | | | | | | | | | | | | | | | | | | | | | |
| 8.12 PL | | | | | | | | | | | | | | | | | | | | | | | | | | | | | | | | |
| 18.12 PL | | | | | | | | | | | | | | | | | | | | | | | | | | | | | | | | |
| 30.12 PL | | | | | | | | | | | | | | | | | | | | | | | | | | | | | | | | |
| 6.24 PL | | | 24V | | | | | | | | | | | | | | | | | | | | | | | | | | | | | |
| 20.12/24 PL | | 12V | 24V | | | | | | | | | | | | | | | | | | | | | | | | | | | | | |
| 3/48 PL | | | | | 48V | | | | | | | | | | | | | | | | | | | | | | | | | | | |
| 10.36/48 PL | | | | 36V | 48V | | | | | | | | | | | | | | | | | | | | | | | | | | | |
| **Li-ion** | | | | | | | | | | | | | | | | | | | | | | | | | | | | | | | | |
| 6.24 PL | | | 24V | | | | | | | | | | | | | | | | | | | | | | | | | | | | | |
| 3/48 PL | | | | | 48V | | | | | | | | | | | | | | | | | | | | | | | | | | | |
| 10.36/48 PL | | | | 36V | 48V | | | | | | | | | | | | | | | | | | | | | | | | | | | |

M = maintenance only

CHARGERS
# ON BOARD

**Pb** ✓ NMC / LCO / MCO / NCA…
**Lithium** ✓ LiFePO4 / Li-ion / Li-Po

BROCHURE
GYSFLASH 18.12 PL-E

SSM

## INCLUDED

Ø 5.5 mm

GYSFLASH 18.12 PL-E, 15.24 PL-E, 8.48 PL-E

**Fixing Kit**

PFC **POWER FACTOR CORRECTION**

185 V ⟷ 265 V

## OPEN & CONNECT

cables not included

**4 pts connector included**
3G
0.75 › 2.5 mm²

**3 pts connector included**
max 2.5 mm² or AWG14

8 cm
GYSFLASH 30.12 PL-E
GYSFLASH 15.24 PL-E
GYSFLASH 8.48 PL-E

### 12 V

**GYSFLASH 18.12 PL-E**
**18 A**
Pb / LFP
025806

**GYSFLASH 30.12 PL-E**
**30 A** COMING SOON
Pb / LFP

### 24 V

**GYSFLASH 15.24 PL-E**
**15 A**
Pb / Traction / LFP / Li-ion
025943

### 48 V

**GYSFLASH 8.48 PL-E**
**8 A**
Pb / Traction / LFP / Li-ion
025950

## SMART CHARGE

**Pb**
1. Status analysis
2. Recovery
3. Test desulfation
4. Desulfation
5. Fast charge 80%
6. Absorption
7. Floating 100%

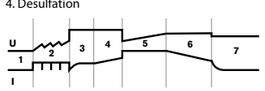

**LiFePO₄ (LFP) / Li-ion**
1. Status analysis
2. Recovery
3. Fast charge 90%
4. Absorption 95%
5. Test
6. Completion
7. Equalization
8. Floating 100%

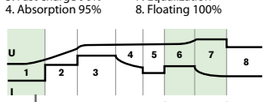

**Pb TRACTION**
1. Status analysis
2. Recovery
3. Sulphation test
4. Desulfation
5. Fast charge 80%
6. Absorption
7. Test Absorption
8. Refresh
9. Floating 100%

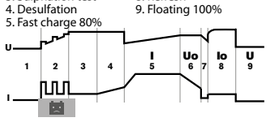

**UVP Wake up (Under Voltage Protection)**
Battery reactivation when in UVP protection.
Réactivation de la batterie en protection UVP.
Reaktivierung der Batterie mit UVP-Schutz.

**Equalizing Balancing System**
Balancing of the battery cells.
Équilibrage des cellules.
Ausgleich der Batteriezellen.

## GYSFLASH PL-E TECHNOLOGIES

SSM — Save and load settings. Automatic restart in the event of a power cut.
Mémorisation des réglages. Redémarrage automatique en cas de coupure électrique.
Einstellungsspeicherung. Automatisches Starten nach einem Netzausfall.

**Auto Recovery :** Recovers deeply discharged (min 2V) and/or sulfated batteries.
**Auto Recovery :** Récupération des éléments des batteries profondément déchargées (mini 2V) et/ou sulfatées.
**Auto Recovery:** Wiederherstellung der Zellen bei tiefentladenen bzw. sulfatierten Batterien (min. 2V).

## SPECIAL PROJECT - CONTACT US

Contact us for special projects. Quick customization : CAN BUS / CAN Open / J1939 / NMEA 2000 / R5485 / SM BVS / Automation / Relays...

SC **SMART COOLING** TECHNOLOGY
**100% DUST PROOF**
**SILENT**

HIGH EFFICENCY Up to 15% Energy Saving **93%**

**EMC class B**

ALU **RUST PROTECTION**
**ULTRA LIGHTWEIGHT**
**VIBRATION & SHOCK RESISTANT**
**-25 / +60°C**

| MADE IN FRANCE | 50 / 60 Hz | | | START MINI | I max | 25°C @100 % | 40°C @ 100 % | 50°C @ 100 % | 60°C @ 100 % | Pb | LFP | Zz | Ondulation/ Ripple | IP | | | L × W × H cm / kg |
|---|---|---|---|---|---|---|---|---|---|---|---|---|---|---|---|---|---|
| GYSFLASH 18.12 PL-E | 230V | 12V | 300W | 2V | 18 A | 18 A | 16 A | 14 A | 12.5 A | 36 › 270 Ah | 18 › 270 Ah | <0.4 Ah /month | <150 mV Rms | 20 | 1.3 kg | 21.5 × 17.5 × 7 cm | 30 × 27 × 13 / 1.7 |
| GYSFLASH 30.12 PL-E | 230V | 12V | 500W | 2V | 30 A | 30 A | 27 A | 23 A | 18 A | 60 › 400 Ah | 30 › 400 Ah | <0.4 Ah /month | <150 mV Rms | 20 | 1.6 kg | 21.5 × 8 × 17.5 cm | — |
| GYSFLASH 15.24 PL-E | 230V | 24V | 500W | 2V | 15 A | 15 A | 13.5 A | 11.5 A | 9 A | 30 › 240 Ah | 15 › 240 Ah | <0.4 Ah /month | <150 mV Rms | 20 | 1.6 kg | 21.5 × 8 × 17.5 cm | 29 × 13 × 27 / 2 |
| GYSFLASH 8.48 PL-E | 230V | 48V | 500W | 2V | 8 A | 8 A | 6 A | 4.5 A | 3.5 A | 15 › 160 Ah | 8 › 160 Ah | <0.4 Ah /month | <150 mV Rms | 20 | 1.6 kg | 21.5 × 8 × 17.5 cm | — |





# DC › DC CONVERTER REVERSIBLE

**Pb** ✓ Liquid / Gel, AGM
**Lithium** ✓ LiFePO4

✓ **NORME EURO 6**
**E-MARK**
N° : E2*10R06/03*24163*00

BROCHURE
RV EQUIPMENT

NEW




**EURO 6 STANDARD**
Vehicle started

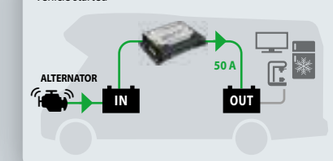


**SOLAR REGULATOR**
MPPT integrated (Max Power Point Tracker)

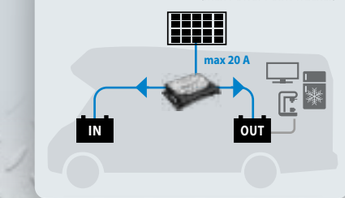


**REVERSIBLE CHARGE** (Over-wintering)
**WITH GYSFLASH** vehicle stopped

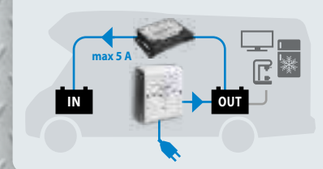


**MORE OUTPUT POWER** **PARALLEL CHARGING**

**OPEN & CONNECT**



**Terminals included**
**Auxiliary connector included**
cables not included

**ENERGYS DC/DC 50.12 / 24**
**50 A**
072534

| Bat. input U | Bat. input I max | Bat. output U | Bat. output I max | Solar input $U_{MPPT}$ | Solar input I max | EFFICIENCY | Zz | mm | g |
|---|---|---|---|---|---|---|---|---|---|
| 12/24V | 50A | 12/24V | 50A | 9-30V | 20A | 98% | <2.5 mA | 135 × 35 × 200 | 560 |

# ACCESSORIES




foldable

**Solar panel**
**monocrystalline - ETFE quality**
**18V - 100 W max**
OUTPUT
USB 1 : 5V/3A
USB 2 : 5V/3A ; 9V/2A ; 12V/1.5A
Type C : 5V/3A ; 9V/2A ; 12V/1.5A
Jack :18V/5.6A max
compatible with Energys DC/DC 50.12/24
079410

**Battery monitor -** Moniteur de batterie - Schlagzeugmonitor - Monitor de batería - Monitoraggio della batteria - Monitor baterii
12/24/36/48 V

**Data analysis :** Charge/discharge current (0-500A), Voltage (V), Temperature (°C), Input/output power (W), Remaining capacity (Ah)

**Security detection :** Overvoltage/ Undervoltage, Overcurrent, Overheating

082557

**EQUIPMENT COUPLER**

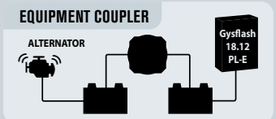


**BATTERY COUPLER**

**Battery coupler** - Coupleur de batteries - Acoplador de bateria - Batteriekoppler - Innesto batteria - Separator akumulatora
12 V - 140 A
Pb battery only
Euro 6 not compatible
082564

BSU

# BATTERY SUPPORT UNIT

Battery support for:
- Diagnostics
- ECU programming
- ADAS recalibration

YouTube
PLAYLIST
GYSFLASH PRO

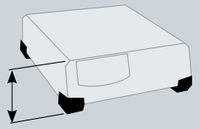


PFC POWER FACTOR CORRECTION

FV FLEXIBLE VOLTAGE
85 V — 265 V

22 languages

| | | |
|---|---|---|
| GB | DK | CZ |
| FR | FI | PL |
| DE | TR | SK |
| NL | HR | UA |
| ES | GR | |
| PT | HU | |
| IT | CN simplified | |
| RU | CN traditional | |
| SE | JP | |

## SMART COOLING TECHNOLOGY

100% DUST PROOF

SILENT

## SMART 8 STEP

**Pb**

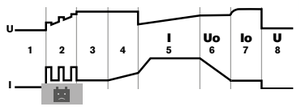


1. Status analysis
2. Recovery
3. Sulphation test
4. Desulfation
5. Fast charge 80%
6. Absorption
7. Refresh
8. Floating 100%

**LiFePO4** — 7 steps

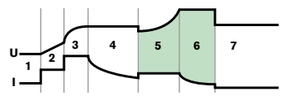


1. Status analysis
2. Recovery
3. Fast charge 90%
4. Absorption 95%
5. Completion
6. Equalization
7. Floating 100%

## CHARGE

**Pb AUTOMOTIVE**
- ✓ GEL
- ✓ AGM
- ✓ LIQUID
- ✓ EASY
- ✓ EXPERT

**Pb TRACTION**
- ✓ GEL
- ✓ LIQUID

**LITHIUM READY**
- ✓ LFP/LiFePO4

## BSU

**DIAG +** — U2 ADJUSTABLE

**SHOWROOM**

**CHANGE BATTERY**

**POWER SUPPLY** — U2 & I2 max ADJUSTABLE

## 12 V

**GYSFLASH 30.12**
30 A
PFC SC
2,5 m - 6 mm²
029224

**GYSFLASH 50.12 FV**
50 A
PFC FV SC
1 044 40004
2,5 m - 10 mm²
026056

**GYSFLASH 100.12**
100 A
PFC SC
2,5 m - 16 mm²
029071
: 029453
5 m - 16 mm²
029415
: 029002
: 082304

ACCESSORIES p.38

## 6 / 12 / 24 V

**GYSFLASH 30.24**
30 A
PFC SC
2,5 m - 6 mm²
029231

**GYSFLASH 50.24**
50 A
PFC SC
2,5 m - 10 mm²
029095
5 m - 10 mm²
029620

## 12 V

**GYSFLASH 102.12**
100 A
PFC SC
5 m - 16 mm²
029606
: 082311

**INCLUDED**
Fixing kit
for Gysflash 102.12

| MADE IN FRANCE | 50 / 60 Hz | L | mm² | | | START MINI | I max | 25°C @100 % | 40°C @ 100 % | | TRACTION BATTERIES | SHOWROOM CONNECT | IP | | | L × W × H cm / kg |
|---|---|---|---|---|---|---|---|---|---|---|---|---|---|---|---|---|
| GYSFLASH 30.12 | 185 › 265V | 2,5 m | 6 | 12V | 540W | 2V | 30 A | 30 A | 30 A | 10 › 400 Ah | — | Ø M6 | 21 | 4.9 kg | 25.5 × 10.5 × 23 cm | 41.4 × 25 × 31.1 / 4.9 |
| GYSFLASH 50.12 FV | 85 › 265V | 2,5 m | 10 | 12V | 850W | 2V | 50 A | 50 A | 40 A | 10 › 600 Ah | — | Ø M6 | 21 | 6.6 kg | 30 × 10.5 × 29 cm | 40 × 24 × 30 / 6.6 |
| GYSFLASH 100.12 | 185 › 265V | 2,5 m<br>5 m | 16 | 12V | 1600W | 2V | 100 A | 75 A | 66 A | 20 › 1200 Ah | — | Ø M6 | 21 | 7.4 kg<br>8.3 kg | 32 × 10.5 × 29.2 cm | 31 × 25 × 41 / 7.4 |
| GYSFLASH 30.24 | 185 › 265V | 2,5 m | 6 | 6V<br>12V<br>24V | 540W | 2V | 30 A<br>30 A<br>15 A | 30 A<br>30 A<br>15 A | 30 A<br>30 A<br>15 A | 10 › 400 Ah<br>10 › 200 Ah | • | Ø M6 | 21 | 4.9 kg | 25.5 × 10.5 × 23 cm | 41.5 × 24.3 × 31 / 4.9 |
| GYSFLASH 50.24 | 185 › 265V | 2,5 m<br>5 m | 10 | 6 V<br>12V<br>24V | 1600W | 2V | 50 A | 50 A<br>50 A<br>45 A | 45 A<br>40 A<br>35 A | 10 › 600 Ah | • | Ø M6 | 21 | 6.6 kg<br>7.9 kg | 30 × 10.5 × 29.2 cm | 41 × 24.5 × 31 / 6.6 |
| GYSFLASH 102.12 | 185 › 265V | 5 m | 16 | 12V | 1600W | 2V | 100 A | 75 A | 66 A | 20 › 1200 Ah | — | Ø M6 | 21 | 9.1 kg | 12 × 34.5 × 29.5 cm | 24 × 40 × 30 / 9.1 |

BSU

# BATTERY SUPPORT UNIT

Battery support for:
- Diagnostics
- ECU programming
- ADAS recalibration

**CNT Connected Technology**
**FULLY CUSTOMIZABLE**
› p.34

FV FLEXIBLE VOLTAGE
85 V – 265 V (110 V – 230 V)

PFC POWER FACTOR CORRECTION

16 V COMPATIBLE WITH 16V BATTERIES

**22 languages**

| | | | |
|---|---|---|---|
| GB | RU | GR | CN simplified |
| FR | SE | CZ | CN traditional |
| DE | DK | PL | JP |
| NL | FI | SK | |
| ES | TR | UA | |
| PT | HR | | |
| IT | HU | | |

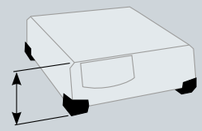

10.5 cm: 51.12 CNT, 101.12 CNT

13 cm: 121.12 CNT FV, 125.12CNT FV, 101.24 CNT FV, 51.48 CNT FV

12 V (factory preset)
16/24 V READY
Use custom configuration tool (detail p.34)

IP 4x > 1mm

IP 4x > 1mm

## 12 V

### GYSFLASH 51.12 CNT FV
**50 A**
PFC FV SC CNT
2,5 m - 10 mm²
068179

### GYSFLASH 101.12 CNT FV
**100 A**
PFC FV SC CNT
2,5 m - 16 mm²
025790
5 m - 16 mm²
026988

### GYSFLASH 121.12 CNT FV
**120 A**
PFC FV CNT
5 m - 25 mm²
026971
: 027756 : 071605 : 082298
no accessories
: 027923

### GYSFLASH 125.12 CNT FV
**120 A** 120 A @ 100%
PFC FV CNT
5 m - 25 mm²
028883
: 082274

## 6 / 12 / 16 / 24 V

### GYSFLASH 101.24 CNT FV
**100 A**
PFC FV CNT
16 V
5 m - 25 mm²
025967

## 6 / 12 / 16 / 24 / 36 / 48 V

### GYSFLASH 51.48 CNT FV
**50 A**
PFC FV CNT
16 V
5 m - 10 mm²
072015

**SC SMART COOLING TECHNOLOGY**

100% DUST PROOF

SILENT

**SMART 9 STEP**

**Pb**

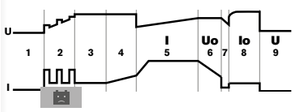


1. Status analysis
2. Recovery
3. Sulphation test
4. Desulfation
5. Fast charge 80%
6. Absorption
7. Test Absorption
8. Refresh
9. Floating 100%

**LiFePO4**

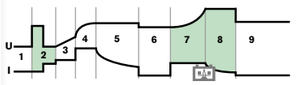


1. Status analysis
2. UVP Wake Up
3. Recovery
4. Fast charge 90%
5. Absorption 95%
6. Test
7. Completion
8. Equalization
9. Floating 100%

**CHARGE** (150 CURVE CAPACITY)

**Pb AUTOMOTIVE**
- ✓ GEL
- ✓ AGM
- ✓ LIQUID
- ✓ EASY
- ☑ NORMAL
- ☑ BOOST
- ☑ RECOVERY+
- ☑ and more

**Pb TRACTION**
- ✓ GEL
- ✓ LIQUID
- ☑ and more

**LITHIUM**
- ✓ LFP/LiFePO4
- ☑ LI-ION STD
- ☑ LFP CELL+
- ☑ LI-ION CELL+
- ☑ and more

**BSU** (10 CURVE CAPACITY)

DIAG +

SHOWROOM

CHANGE BATTERY

POWER SUPPLY

AND MORE

**✓ TEST**
- ✓ VOLTAGE
- ✓ START UP
- ✓ ALTERNATOR

**☑ STARTER**
- ☑ START

**CNT**
Connected Modules & Technology
p.36

| MADE IN FRANCE | 50 / 60 Hz | V / L | mm² | | | START MINI | I max | 25°C @100 % | 40°C @ 100 % | | TRACTION BATTERIES | SHOWROOM CONNECT | IP | | | L×W×H cm / kg |
|---|---|---|---|---|---|---|---|---|---|---|---|---|---|---|---|---|
| GYSFLASH 51.12 CNT FV | 85 › 265 V | 2,5 m | 10 | 12 V<br>24 V | 850 W | 1 V | 50 A<br>25 A | 50 A<br>25 A | 40 A<br>20 A | 10 › 600 Ah<br>10 › 300 Ah | • | Ø M6 | 41 | 6.8 kg | 30 × 10.5 × 29 cm | 38.5 × 22 × 40.5 / 6.8 |
| GYSFLASH 101.12 CNT FV | 85 › 265 V | 2,5 m<br>5 m | 16 | 12 V | 1600 W | 1 V | 110 V : 50 A<br>230 V : 100 A | 50 A<br>75 A | 50 A<br>66 A | 20 › 1200 Ah | • | Ø M6 | 21 | 7.5 kg<br>8.3 kg | 32 × 10.5 × 29.2 cm | 38.5 × 20 × 40.5 / 7.5<br>35.5 × 23 × 35 / 8.6 |
| GYSFLASH 121.12 CNT FV | 85> 265 V | 5 m | 25 | 12 V | 2000 W | 1 V | 110 V : 100 A<br>230 V : 120 A | 75 A<br>110 A | 55 A<br>90 A | 20 › 1500 Ah | • | Ø M6 | 20 | 10.4 kg | 31 × 13 × 26 cm | 35.5 × 23 × 35 / 10.4 |
| GYSFLASH 125.12 CNT FV | 85> 265 V | 5 m | 25 | 12 V | 2000 W | 1 V | 110 V : 100 A<br>230 V : 120 A | 100 A<br>120 A | 77 A<br>116 A | 20 › 1500 Ah | • | Ø M6 | 40 | 10.9 kg | 31 × 13 × 26 cm | 38.5 × 22 × 40.5 / 10.9 |
| GYSFLASH 101.24 CNT FV | 85> 265 V | 5 m | 25 | 6/12 V<br>24 V | 3200 W | 1 V | 110 V : 100 A<br>230 V : 100 A<br>110 V : 50 A<br>230 V : 100 A | 72 A<br>89 A<br>50 A<br>76 A | 47 A<br>68 A<br>35 A<br>59 A | 20 › 1200 Ah | • | Ø M6 | 20 | 10.6 kg | 31 × 13 × 26 cm | 38.5 × 22 × 40.5 / 10.6 |
| GYSFLASH 51.48 CNT FV | 85> 265 V | 5 m | 10 | 6/12/24 V<br>36/48 V | 3200 W | 1 V | 110 V : 50 A<br>230 V : 50 A<br>110 V : 25 A<br>230 V : 50 A | 44 A<br>49 A<br>26 A<br>45 A | 21 A<br>39 A<br>19 A<br>35 A | 10 › 600 Ah | • | Ø M6 | 20 | 9 kg | 31 × 13 × 26 cm | 41 × 22 × 38.5 / 9 |

BSU

# BATTERY SUPPORT UNIT

Battery support for:
- Diagnostics
- ECU programming
- ADAS recalibration

**22 languages**

| | | | | | | | |
|---|---|---|---|---|---|---|---|
| GB | NL | IT | DK | HR | PL | UA | CN simplified |
| FR | ES | RU | FI | GR | SK | | CN traditional |
| DE | PT | SE | TR | CZ | HU | | JP |

**CNT** Connected Technology
**FULLY CUSTOMIZABLE** › p.34

PFC POWER FACTOR CORRECTION

16 V COMPATIBLE WITH 16V BATTERIES

FV FLEXIBLE VOLTAGE
85 V – 265 V
110 V 230 V

## INCLUDED

Fixing kit

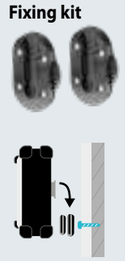

## OPTIONS

Magnetfix 50
029637

GYSFLASH PRO vertical wall mounting kit
082694



## 12 V

### GYSFLASH 103.12 CNT FV

**100 A**

PFC FV SC CNT

5 m - 16 mm²
072008

### GYSFLASH 123.12 CNT FV

**120 A**

PFC FV CNT

5 m - 25 mm²
025677

## 6 / 12 / 16 / 24 V

### GYSFLASH 53.24 CNT FV

**50 A**

PFC FV CNT SC 16 V

5 m - 10 mm²
082540

### GYSFLASH 103.24 CNT FV

**100 A**

PFC FV CNT 16 V

5 m - 25 mm²
025684

**SC**

**SMART COOLING** TECHNOLOGY

100% DUST PROOF

SILENT

## SMART 9 STEP

**Pb**

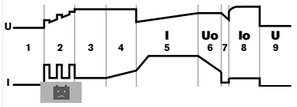


1. Status analysis
2. Recovery
3. Sulphation test
4. Desulfation
5. Fast charge 80%
6. Absorption
7. Test Absorption
8. Refresh
9. Floating 100%

**LiFePO4**

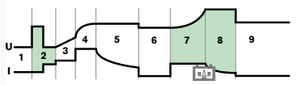


1. Status analysis
2. UVP Wake Up
3. Recovery
4. Fast charge 90%
5. Absorption 95%
6. Test
7. Completion
8. Equalization
9. Floating 100%

## CHARGE (150 CURVE CAPACITY)

**Pb AUTOMOTIVE**
- GEL
- AGM
- LIQUID
- EASY
- NORMAL
- BOOST
- RECOVERY+
- and more

**Pb TRACTION**
- GEL
- LIQUID
- and more

**LITHIUM**
- LFP/LiFePO4
- LI-ION STD
- LFP CELL+
- LI-ION CELL+
- and more

## BSU (10 CURVE CAPACITY)

DIAG +

SHOWROOM

CHANGE BATTERY

POWER SUPPLY

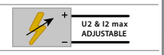


AND MORE

## TEST
- VOLTAGE
- START UP
- ALTERNATOR

## STARTER
- START

## CNT

Connected Modules & Technology
p.36

| MADE IN FRANCE | 50 / 60 Hz | L | mm² | | | START MINI | I max | 25°C @100 % | 40°C @ 100 % | | TRACTION BATTERIES | SHOWROOM CONNECT | IP | | | L × W × H cm / kg |
|---|---|---|---|---|---|---|---|---|---|---|---|---|---|---|---|---|
| GYSFLASH 103.12 CNT FV | 85 › 265 V | 5 m | 16 | 12 V | 1600 W | 1 V | 110 V : 100 A<br>230 V : 100 A | 50 A<br>75 A | 50 A<br>66 A | 20 › 1200 Ah | — | Ø M6 | 21 | 8.2 kg | 34.5 × 29.5 × 12 cm | 41 × 38.5 × 22 / 9.2 |
| GYSFLASH 123.12 CNT FV | 85 › 265 V | 5 m | 25 | 12 V | 2000 W | 1 V | 110 V : 100 A<br>230 V : 120 A | 100 A<br>120 A | 85 A<br>120 A | 20 › 1200 Ah | • | Ø M6 | 30 | 11 kg | 34 × 25 × 15 cm | 35.5 × 23.5 × 35 / 11 |
| GYSFLASH 53.24 CNT FV | 85 › 265 V | 5 m | 10 | 6/12 V<br>24 V | 1600 W | 1 V | 50 A<br>110 V : 25 A<br>230 V : 50 A | 110 V : 40 A<br>230 V : 50 A<br>110 V : 27 A<br>230 V : 44 A | 110 V : 27 A<br>230 V : 41 A<br>110 V : 22 A<br>230 V : 35 A | 10 › 600 Ah | • | Ø M6 | 21 | 5,8 kg | 33,5 × 11 × 27 cm | 41 × 38.5 × 22 / 11 |
| GYSFLASH 103.24 CNT FV | 85 › 265 V | 5 m | 25 | 6/12 V<br>24 V | 3200 W | 1 V | 110 V : 100 A<br>230 V : 100 A<br>110 V : 50 A<br>230 V : 100 A | 100 A<br>100 A<br>50 A<br>95 A | 68 A<br>79 A<br>47 A<br>72 A | 20 › 1200 Ah | • | Ø M6 | 30 | 11 kg | 34 × 25 × 15 cm | 35 × 23 × 37 / 11 |

BSU

# BATTERY SUPPORT UNIT

Battery support for:
- Diagnostics
- ECU programming
- ADAS recalibration

**CNT** Connected Technology
**FULLY CUSTOMIZABLE** › p.34

FV FLEXIBLE VOLTAGE 85 V – 265 V

PFC POWER FACTOR CORRECTION

16 V COMPATIBLE WITH 16V BATTERIES

NEW

19 languages

GB FR DE NL ES PT HU IT RU SE DK FI TR HR GR CZ PL SK UA

## INCLUDED

Fixing kit

## OPTIONS

Magnetfix 50
029637



GYSFLASH PRO vertical wall mounting kit
082694



6 / 12 / 16 / 24 V

### GYSFLASH 107.24 CNT FV

100 A

PFC FV CNT 16 V

5 m - 25 mm²
082939

22 languages

GB NL IT DK HR PL UA CN simplified
FR ES RU FI GR SK CN traditional
DE PT SE TR CZ HU JP

6 / 12 / 16 / 24 / 36 / 48 V

### GYSFLASH 25.48 CNT FV

25 A

PFC SC FV CNT 16 V

5 m - 10 mm²
075962

### GYSFLASH 53.48 CNT FV

50 A

PFC FV CNT 16 V

5 m - 10 mm²
025998

## SC SMART COOLING TECHNOLOGY

100% DUST PROOF

SILENT

## SMART 9 STEP

**Pb**

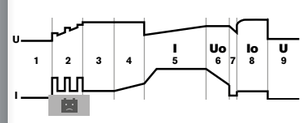


1. Status analysis
2. Recovery
3. Sulphation test
4. Desulfation
5. Fast charge 80%
6. Absorption
7. Test Absorption
8. Refresh
9. Floating 100%

**LiFePO4**

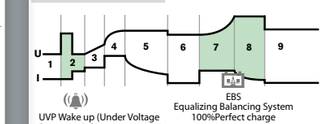


1. Status analysis
2. UVP Wake Up
3. Recovery
4. Fast charge 90%
5. Absorption 95%
6. Test
7. Completion
8. Equalization
9. Floating 100%

## CHARGE (150 CURVE CAPACITY)

**Pb AUTOMOTIVE**
- ✓ GEL
- ✓ AGM
- ✓ LIQUID
- ✓ EASY
- ☑ NORMAL
- ☑ BOOST
- ☑ RECOVERY+
- ☑ and more

**Pb TRACTION**
- ✓ GEL
- ✓ LIQUID
- ☑ and more

**LITHIUM**
- ✓ LFP/LiFePO4
- ☑ LI-ION STD
- ☑ LFP CELL+
- ☑ LI-ION CELL+
- ☑ and more

## BSU (10 CURVE CAPACITY)

- DIAG +
- SHOWROOM
- CHANGE BATTERY
- POWER SUPPLY
- AND MORE

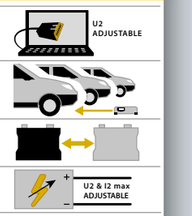


## ✓ TEST
- ✓ VOLTAGE
- ✓ START UP
- ✓ ALTERNATOR

## ☑ STARTER
- ☑ START

## CNT

Connected Modules & Technology
p.36

| MADE IN FRANCE | 50 / 60 Hz | L | mm² | | | START MINI | I max | 25°C @100 % | 40°C @ 100 % | | TRACTION BATTERIES | SHOWROOM CONNECT | IP | | | L × W × H cm / kg |
|---|---|---|---|---|---|---|---|---|---|---|---|---|---|---|---|---|
| GYSFLASH 107.24 CNT FV | 85 › 265 V | 5 m | 25 | 6/12 V<br>24 V | 3200 W | 1 V | 110 V : 100 A<br>230 V : 100 A<br>110 V : 50 A<br>230 V : 100 A | 100 A<br>100 A<br>50 A<br>95 A | 68 A<br>79 A<br>47 A<br>72 A | 20 › 1200 Ah | • | Ø M6 | 30 | 11 kg | 34 × 25 × 15 cm | 35 × 23 × 37 / 11 |
| GYSFLASH 25.48 CNT FV | 100 › 127 V<br>220 › 240 V | 5 m | 10 | 6/12/24 V<br>36/48 V | 800 W<br>800 W<br>800 W<br>1600 W | 1 V | 110 V : 12 A<br>230 V : 25 A | 19 A<br>23,5 A<br>13A<br>24 A | 12 A<br>22 A<br>10 A<br>20 A | 10 › 300 Ah | • | Ø M6 | 21 | 7,8 kg | 12 × 34.5 × 29.5 cm | 40.5 × 38 × 22.5 / 8.8 |
| GYSFLASH 53.48 CNT FV | 85 › 265 V | 5 m | 10 | 6/12/24 V<br>36/48 V | 3200 W | 1 V | 110 V : 50 A<br>230 V : 50 A<br>110 V : 25 A<br>230 V : 50 A | 50 A<br>50 A<br>26 A<br>48 A | 28 A<br>41 A<br>20 A<br>37 A | 10 › 600 Ah | • | Ø M6 | 30 | 9,5 kg | 34 × 25 × 15 cm | 40 × 39 × 23 / 9.5 |

BSU

# BATTERY SUPPORT UNIT & STARTER

CNT Connected Technology

Battery support for:
- Diagnostics
- ECU programming
- ADAS recalibration

**SPECIAL PROJECTS**

Contact us for special projects.

Quick Customization:
Modes, Curves, parameters...

**22 languages**

GB RU GR CN simplified
FR SE CZ CN traditional
DE DK PL JP
NL FI SK
ES TR UA
PT HR
IT HU

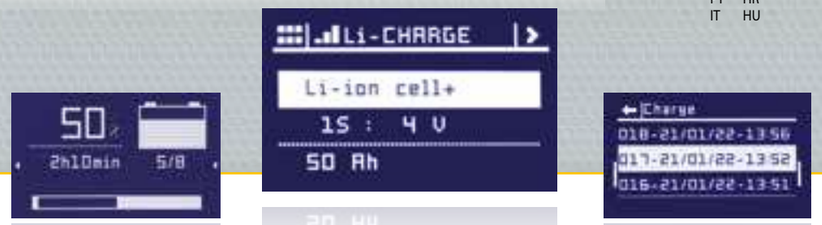


## 4 in 1

### AUTOMATIC CHARGE

**Pb AUTOMOTIVE**
- ✓ GEL
- ✓ AGM
- ✓ LIQUID
- ✓ EASY
- ✓ EXPERT
- ✓ NORMAL
- ✓ BOOST
- ✓ RECOVERY+

**Pb TRACTION**
- ✓ GEL
- ✓ LIQUID

**LITHIUM READY**
- ✓ LFP/LiFePO$_4$
- ✓ LI-ION STD
- ✓ LFP CELL+
- ✓ LI-ION CELL+

### BSU

- DIAG + — U2 ADJUSTABLE
- SHOWROOM
- CHANGE BATTERY
- POWER SUPPLY — U2 & I2 max ADJUSTABLE

### AUTOMATIC STARTER

- ✓ START

### TEST

- ✓ VOLTAGE
- ✓ START UP
- ✓ ALTERNATOR

## CNT Connected Technology

**SOFTWARE UPDATE**

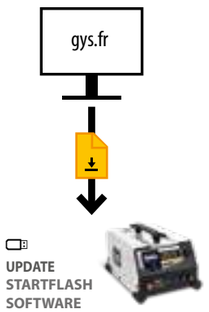


UPDATE STARTFLASH SOFTWARE

**CUSTOMIZATION**

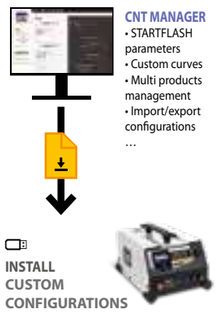

CNT MANAGER
- STARTFLASH parameters
- Custom curves
- Multi products management
- Import/export configurations
- ...

INSTALL CUSTOM CONFIGURATIONS

**TRACEABILITY**

DATA EXPORT FUNCTION

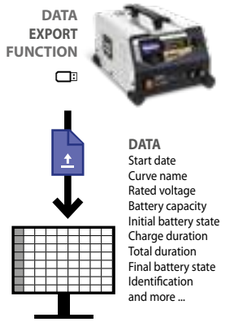

DATA
Start date
Curve name
Rated voltage
Battery capacity
Initial battery state
Charge duration
Total duration
Final battery state
Identification
and more ...

Connected Modules & Technology
p.36

## SMART 9 STEP

**Pb**

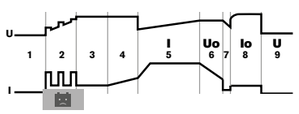


1. Status analysis
2. Recovery
3. Sulphation test
4. Desulfation
5. Fast charge 80%
6. Absorption
7. Test Absorption
8. Refresh
9. Floating 100%

**LiFePO$_4$**

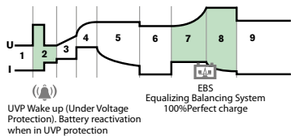


1. Status analysis
2. UVP Wake Up
3. Recovery
4. Fast charge 90%
5. Absorption 95%
6. Test
7. Completion
8. Equalization
9. Floating 100%





- FULL PROTECTION
  - On-board electronics
  - Over voltage
  - No sparks
- UNIVERSAL MODE
- AUTO SELECTION
- SULFATED BATTERIES
- ALL BATTERIES
- >1 V
- POWER FACTOR CORRECTION 185 V – 265 V
- WORLD FIRST

**6/12/16/24 V**

**STARTFLASH 120.24 CNT**

**2 › 300 A**

5 m - 25 mm² > 700 A

073616

**OPTION**

Trolley
074965

| STARTER RECOMMENDATION | 6V | 12V | 24V (5 Ah) | | 6V | | |

BSU

# BATTERY SUPPORT UNIT

CNT Connected Technology

YouTube
VIDEO
EQUALIZE MODE

BROCHURE
BATTERY BALANCING

## BATTERY BALANCING

### REBALANCE YOUR BATTERY PACK

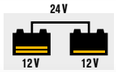


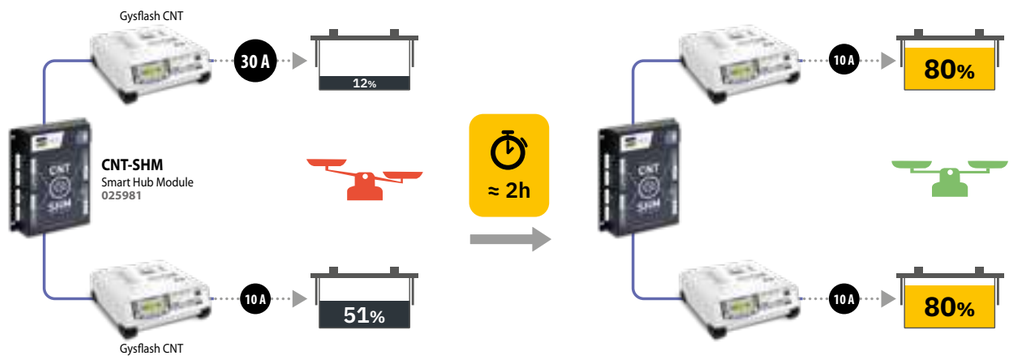


### BENEFITS

- Increased reliability
- Healthy batteries
- Waste reduction

### EQUALIZATION & BSU

Use all your BSU modes while balancing the batteries

| | |
|---|---|
| DIAG + | U2 ADJUSTABLE |
| SHOWROOM | |
| CHANGE BATTERY | |
| POWER SUPPLY | U2 & I2 max ADJUSTABLE |
| AND MORE | |

### SMART 9 STEP CHARGE

**Pb**

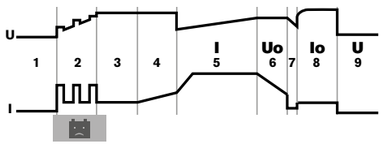


1. Status analysis
2. Recovery
3. Sulphation test
4. Desulfation
5. Fast charge 80%
6. Absorption
7. Test Absorption
8. Refresh
9. Floating 100%

**LiFePO4**

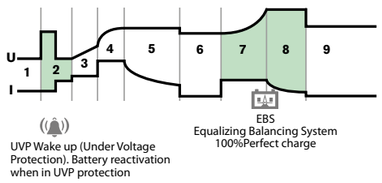


1. Status analysis
2. UVP Wake Up
3. Recovery
4. Fast charge 90%
5. Absorption 95%
6. Test
7. Completion
8. Equalization
9. Floating 100%

## GYSFLASH EQUALIZE PACKS

### EQUALIZE (2 × 12 V CHARGERS)

Gysflash 101.12 CNT FV 026988 (12 V) + Gysflash 101.12 CNT FV 026988 (12 V) + CNT SHM 025981 + SMC Cable (1m) 056596 + BSU Flash Plus 085510

pack EQUALIZE 1
085534

pack EQUALIZE 2
085541

### EQUALIZE (2 × 24 V CHARGERS)

Gysflash 101.24 CNT FV 025967 (24 V) + Gysflash 101.24 CNT FV 025967 (24 V) + CNT SHM 025981 + SMC Cable (1m) 056596 + BSU Flash Plus 085510

pack EQUALIZE 3
085558

pack EQUALIZE 4
085565

CNT
Connected Modules & Accessories
p.36

BSU

# BATTERY SUPPORT UNIT

**CNT Connected** Technology

**FULLY CUSTOMIZABLE**

› p.34

YouTube

PLAYLIST
CNT TECHNOLOGY

**19 languages**

| | | | | |
|---|---|---|---|---|
| GB | ES | RU | TR | PL |
| FR | PT | SE | HR | SK |
| DE | HU | DK | GR | UA |
| NL | IT | FI | CZ | |

**SPECIAL PROJECT - CONTACT US**

## AUTOMATIC BATTERY DETECTION & MODE SELECTION

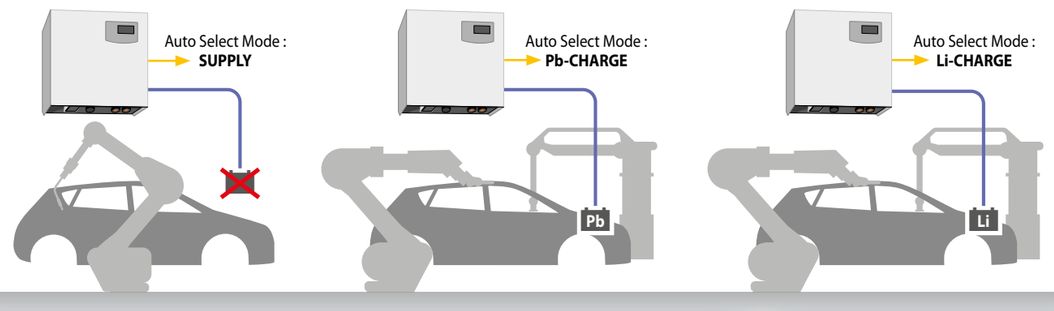


## CONTROL VIA 1D/2D BARCODES

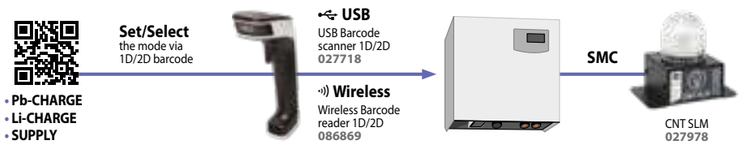


## CONFIG DESIGNER MENU

Setting the charge curve from the Gysflash interface :

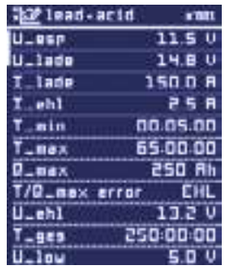


## ADVANCED AUTOMATION

**I/O communication**
**5 configurable on/off inputs**
Control the charger
(Select mode, start/stop the charge...)

**5 configurable output relays**
Get back informations
(charge in progress, charge ok, error...)

**CAN communication**
Advanced control by CAN bus

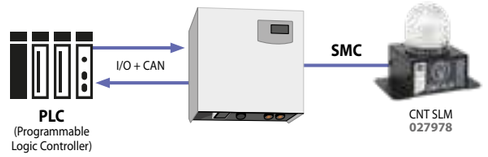


## SECURE ACCESS

- Customizable manual accesses
- Configurable password

## CHARGE (150 CURVE CAPACITY)

| Pb CHARGE | Li CHARGE |
|---|---|
| ✓ LEAD ACID | ✓ LITHIUM |
| ☑ and more | ☑ and more |

## SUPPLY (10 CURVE CAPACITY)

**EPS** (External Power Supply)

☑ and more

## POWER-UP

LITHIUM REACTIVATION MODE





PFC POWER FACTOR CORRECTION

FV FLEXIBLE VOLTAGE 85 V – 265 V
GYSFLASH 108.12 CNT FV
GYSFLASH 148.12 CNT FV

FV FLEXIBLE VOLTAGE 320V – 520V
GYSFLASH 158.12 CNT FV

NEW

**ACCESSORIES** p.39

**SCREW CONNECTOR** available on request

## 12 V




NEW

**GYSFLASH 108.12 CNT FV**
105 A | 1~
PFC SC FV CNT
no accessories
085602




NEW

**GYSFLASH 148.12 CNT FV**
145 A | 1~
PFC SC FV CNT
no accessories
069916




NEW

**GYSFLASH 158.12 CNT FV**
150 A | 3~
SC FV CNT
no accessories
069909

| MADE IN FRANCE | 50 / 60 Hz | | | START MINI | I max | 25°C @100 % | 40°C @ 100 % | 60°C @ 100 % | | IP | | |
|---|---|---|---|---|---|---|---|---|---|---|---|---|
| GYSFLASH 108.12 CNT FV | 85 › 265 V | 12 V | 1800 W | 1 V | 110 V : 65 A<br>230 V : 105 A | 65 A<br>105 A | 65 A<br>105 A | 62 A<br>88 A | 20 › 700 Ah<br>20 › 1200 Ah | 54 | 9.4 kg | 37.6 × 14.5 × 29.6 cm |
| GYSFLASH 148.12 CNT FV | 85 › 265 V | 12 V | 2500 W | 1 V | 110 V : 100 A<br>230 V : 145 A | 100 A<br>134 A | 90 A<br>116 A | 62 A<br>88 A | 20 › 1200 Ah<br>20 › 1800 Ah | 54 | 9.4 kg | 37.6 × 14.5 × 29.6 cm |
| GYSFLASH 158.12 CNT FV | 320 › 520 V | 12 V | 2500 W | 1 V | 150 A | 140 A | 120 A | 100 A | 20 › 1800 Ah | 54 | 10.3 kg | 37.6 × 14.5 × 38 cm |

BSU

# BATTERY SUPPORT UNIT

CNT Connected Technology



USB key
16 Gb
062344

YouTube
PLAYLIST
CNT TECHNOLOGY

SPECIAL PROJECTS

Contact us for special projects.

Quick Customization:
Modes, Curves, parameters...

## SOFTWARE UPDATE | LIFETIME EVOLUTION

## TRACEABILITY | CHARGING DATA

## DESIGN YOUR CHARGING CURVE | PRODUCT CONFIGURATION

**CNT MANAGER** (gys.fr)
- GYSFLASH parameters
- Custom curves
- Multi-unit management
- Import/export configurations

…

### Create your personalised configuration

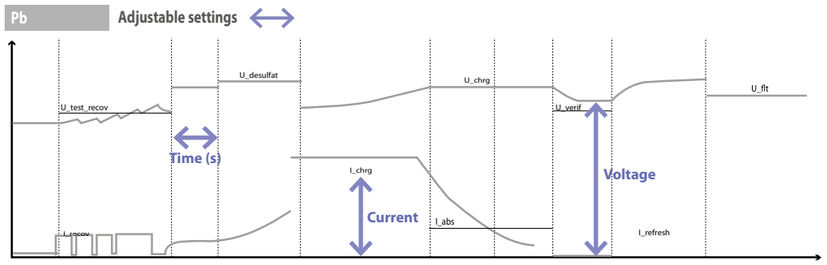

Full customisation

### Adjust your unit to best suit your application

| | LEAD-ACID - PB | Lithium - LFP | Lithium - Li-ion std |
|---|---|---|---|
| CELL VOLTAGE (20% - 100%) | 2.0 V/cell – 2.15 V/cell | 3.2 V/cell – 3.6 V/cell | 3.5 V/cell – 4.2 V/cell |
| CHARGING VOLTAGE | 2.33 V/cell – 2.47 V/cell | 3.6 V/cell | 4.2 V/cell |
| Gysflash xx.12 CNT | 1 S* – 6 S | 1 S – 4 S | 1 S – 3 S |
| Gysflash xx.24 CNT | 1 S – 12 S | 1 S – 8 S | 1 S – 7 S |
| Gysflash xx.48 CNT | 1 S – 24 S | 1 S – 16 S | 1 S – 14 S |

*S = Battery serial cells

### Download one of our GYS configuration

| Configuration file (gys.fr) | Applications | CHARGE MODE | | | | | | | | | | | | | POWER MODE | | | | | | | MISCELLANEOUS |
|---|---|---|---|---|---|---|---|---|---|---|---|---|---|---|---|---|---|---|---|---|---|---|
| | | Pb-CHARGE | | | | | | | Li-CHARGE | | | | TRACTION | | | | | | | | | |
| | | normal | AGM | liquid | Easy | Boost | Recovery + | Ca / ca recov | LFP/LiFePO4 | Li-ion std | LFP cell+ | Li-ion cell+ | liquid | gel | SHOWROOM | DIAG+ | CHANGE BAT. | STARTER MODE | POWER SUPPLY | Li-SUPPLY/LFP | Li-SUPPLY/Li-ion | TESTER MODE |
| 1_gys_original.gfc | Initial configuration of the charger | ✓ | ✓ | ✓ | ✓ | | | | ✓ | | | | | | ✓ | ✓ | | | | | | ✓ |
| 2_car_extended.gfc | Extensive features for garages | ✓ | ✓ | ✓ | ✓ | ✓ | ✓ | ✓ | ✓ | | | | | | ✓ | ✓ | ✓ | ✓ | ✓ | | | ✓ |
| 3_showroom_only.gfc | Simplified version for dealerships and demonstration vehicles | | | | | | | | | | | | | | ✓ | | | | | | | |
| 4_pro_lithium.gfc | Professional of lithium battery | | | | | | | | ✓ | ✓ | ✓ | ✓ | | | | | | | ✓ | ✓ | ✓ | |
| 5_traction.gfc | Forklift truck, electric pallet truck, stacker... | | | | | | | | | | | | ✓ | ✓ | | | | | | | | |
| 6_full_version.gfc | Full version | ✓ | ✓ | ✓ | ✓ | ✓ | ✓ | ✓ | ✓ | ✓ | ✓ | ✓ | ✓ | ✓ | ✓ | ✓ | ✓ | ✓ | ✓ | ✓ | ✓ | ✓ |

## MODULES | MAXIMUM VERSATILITY

### SINGLE MODULE

### MULTI MODULES

### ADVANCED

### MULTI-MODULES GROUPS

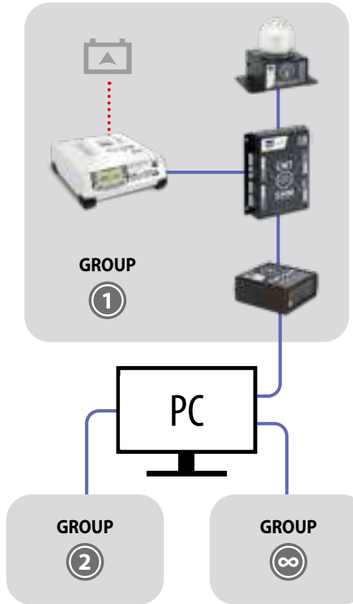


### PARALLEL CHARGING | EXAMPLE : GYSFLASH 101.12 CNT (X4)




## PORTABLE BSU

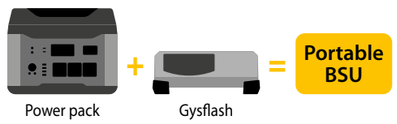


| USAGE DURATION Power pack + Gysflash | GYSFLASH 30.12 30.24 | 50.12 51.12 | 100.12 / 102.12 101.12 / 103.12 50.24 / 53.24 25.48 | 121.12 123.12 125.12 |
|---|---|---|---|---|
| POWER PACK 520 | 1 h 10 | — | — | — |
| POWER PACK 1300 | 2 h 50 | 1 h 40 | — | — |
| POWER PACK 14.22 | 3 h 10 | 1 h 50 | 1 h | 45 min |
| POWER PACK 14.15 FC | 3 h 10 | 1 h 50 | 1 h | — |

CNT TECHNOLOGY

# MODULES

CNT Connected Technology

## SMC CABLE

1 m 056596

3 m 025691

YouTube

PLAYLIST CNT TECHNOLOGY

COMING SOON

LoRa Sigfox

CAN BUS and More…

## SCAN

CRIT'AIR

Customer data

Battery data

Charge data

### USB Barcode scanner

1D/2D

027718

USB direct connection

### Wireless Barcode reader

1D/2D

086869

Wireless

NEW

*Download Brochure*
*Télécharger la brochure*

OPTIONS

Support Barcode scanner 025745

## LIGHT & SOUND

Scratch mounted

### CNT-SLM

Smart Light Module

027978

65dB

12.6 × 14.6 × 9.3 cm / 560g
23 × 17 × 13 cm / 840g

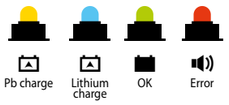

Pb charge · Lithium charge · OK · Error

Included

SMC Cable 1 m 056596

OPTIONS

SLM/SPM support 028906

## PRINT

Magnetic mounting

### CNT-SPM

Smart Printer Module

026919

14 × 10.5 × 13.3 cm / 1.4 kg
23 × 17 × 13 cm / 1.9 kg

Customizable receipt

Included
SMC Cable - 1 m
056596

Standard roller x2
57mm x 7.5 m, Ø 25 mm
056633

OPTIONS

SLM/SPM support 028906

USB Keyboard

AZERTY 027725
QWERTY 027770

QWERTY compatibility

## BSU SMART COMMUNICATION

### CNT-SUM

Smart USB Module

025974

USB micro A

6.9 × 6.8 × 2.9 cm / 85g
28.5 × 11 × 11.5 cm / 380g

Computer / Diag System

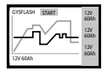

Included
SMC Cable - 1 m
056596

Computer connection

### CNT-SWM

Smart Wireless Module

070837

COMING SOON

Bluetooth LE · Wifi

6.9 × 6.8 × 2.9 cm / 85g
27.6 × 9.6 × 9.6 cm / 440g

Computer / Diag System

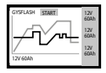

Included
SMC Cable - 1 m
056596

## SMART HUB MODULE

### CNT-SHM

Smart Hub Module

025981

22 × 18 × 4.5 cm / 1 kg
16.4 × 13.4 × 24 cm / 1.7 kg

Included
SMC Cable
1 m
056596

UP TO 4 MODULES + 4 GYSFLASH

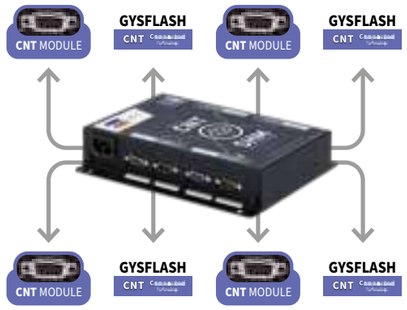


## POWER HUB MODULE

### CNT-PHM

Power Hub Module

056589

31.7 × 24.5 × 9 cm / 2.7 kg
32 × 29 × 13.5 cm / 3.2 kg

Included
M6 KIT

4 GYSFLASH IN
Ø Cables: 10 → 25 mm²

Ø Cables: 25 → 70 mm²

# SUPPORTS

**BSU Flash XL**
028890

**Battery charging rack**
**Rack de charge**
**Ladeständer**
079595

**ALL GYSFLASH**
- COMPATIBILITY -
Vertical & Horizontal

**Heavy-duty case**
**Valise de chantier**
**Hartschalenkoffer**
060432

## TROLLEYS

NEW

**BSU Flash XL**
028890

**BSU Flash Plus**
085510

OPTION
**Protective cover**
062733

OPTION
**Cable support**
052284

## WALL SUPPORT

**Magnetfix 50**
029637

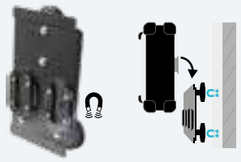

✓ for vertical Gysflash

**GYSFLASH PRO vertical wall mounting kit**
082694



✓ for vertical Gysflash

**Wall support**
**Tablette**
**Wandhalterung**
055513

21 × 43 × 57 cm / 3.9 kg
36 × 43 × 20 cm / 3.3 kg

✓ for horizontal Gysflash





# STANDARD ACCESSORIES

| ANDERSON CABLES | for GYSFLASH: 32.12 PL / 30.12 / 50.12 51.12 / 30.24 / 50.24 / 53.24 25.48 / 51.48 / 53.48 | for GYSFLASH: 100.12 / 101.12 102.12 / 103.12 |
|---|---|---|
| **Anderson / Clamps** | | |
| 2.5 m - 10 mm² 085800 | ✓ | — |
| 2.5 m - 16 mm² 056503 | ✓ | ✓ |
| 5 m - 16 mm² 054615 | | |
| 8 m - 16 mm² 056572 | | |
| **Anderson / NATO** | ✓ | ✓ |
| 5 m - 16 mm² 026810 | | |
| **Anderson / Rema 160 A** | ✓ | ✓ |
| 5 m - 16 mm² 069091 | | |
| **Anderson / Anderson 175 A** | ✓ | ✓ |
| 5 m - 16 mm² 069107 | | |
| **Anderson / Texas** | ✓ | ✓ |
| 0.2 m - 16 mm² 055902 | | |
| 1 m - 16 mm² 028791 | | |

| TEXAS CABLES | for GYSFLASH: 121.12 / 123.12 / 125.12 108.12 / 148.12 / 158.12 101.24 / 103.24 / 107.24 |
|---|---|
| **Texas / Clamps** | ✓ |
| 2.5 m - 25 mm² 028876 | |
| 5 m - 25 mm² 027886 | |
| **Texas / Rema 160 A** | ✓ |
| 5 m - 25 mm² 025714 | |
| **Texas / Anderson 175 A** | ✓ |
| 5 m - 25 mm² 025721 | |
| **Texas / NATO** | ✓ |
| 5 m - 25 mm² 025707 | |
| 10 m - 25 mm² 056626 | |

## PARALLEL CABLES KIT 072954

Anderson/Cable lugs M6 **x2** 16 mm² - 1 m

Cable lugs/Cable lugs M6 **x2** **(1 red + 1 black)** 35 mm² - 5 m

Texas/Cable lugs M6 **x2** 25 mm² 1 m

**M6 KIT**
Ø16 (x4)
Ø25 (x4)
Ø35 (x4)

SMC Cable **1 m**

## INTERNAL FUSES

**40 A**
for GYSFLASH 30
054646

**125 A**
for GYSFLASH 100, 101, 102
054585

**150 A**
for GYSFLASH 121, 123, 103
027930

## EXTERNAL FUSES

**6.3 A**
for GYSFLASH 30
054578

**10 A**
for GYSFLASH 40, 50 100, 101, 102
056527

## CONNECTORS



**NATO**
026780

**USB key**
16 Go/GB

062344

## GYSFLASH CNT PACKS

| | 101.12 CNT 026988 | 121.12 CNT 026971 | 101.24 CNT 025967 | CNT-SPM + paper roll + support 026919 + 056633 + 028906 | Barcode Scanner + support 027718 + 025745 | | BSU Flash XL 028890 | CNT SLM 027978 | CNT SHM 025981 | CNT PHM 056589 | Parallel cable kit 072954 |
|---|---|---|---|---|---|---|---|---|---|---|---|
| **SINGLE GYSFLASH** | | | | | | | | | | | |
| pack GYSFLASH CNT 1 068117 | ✓ | — | — | ✓ | ✓ | ✓ QWERTY | ✓ | — | — | — | — |
| pack GYSFLASH CNT 2 068124 | ✓ | — | — | ✓ | ✓ | ✓ AZERTY | ✓ | — | — | — | — |
| pack GYSFLASH CNT 3 068131 | — | ✓ | — | ✓ | ✓ | ✓ QWERTY | ✓ | — | — | — | — |
| pack GYSFLASH CNT 4 068148 | — | ✓ | — | ✓ | ✓ | ✓ AZERTY | ✓ | — | — | — | — |
| **DOUBLE GYSFLASH** | | | | | | | | | | | |
| pack GYSFLASH CNT 5 072978 | ✓ x2 | — | — | ✓ | ✓ | ✓ AZERTY | ✓ | ✓ | ✓ | ✓ | ✓ |
| pack GYSFLASH CNT 6 074972 | ✓ x2 | — | — | ✓ | ✓ | ✓ QWERTY | ✓ | ✓ | ✓ | ✓ | ✓ |
| **WITHOUT GYSFLASH** | | | | | | | | | | | |
| pack Parallel Charging 072961 | — | — | — | — | — | — | — | — | ✓ | ✓ | ✓ |
| pack GYSFLASH PRO 1 079908 | — | — | — | ✓ | ✓ | ✓ AZERTY | ✓ | ✓ | ✓ | — | — |
| pack GYSFLASH PRO 2 079915 | — | — | — | ✓ | ✓ | ✓ QWERTY | ✓ | ✓ | ✓ | — | — |

# CHARGERS

## ARTIC

## ENERGY

PATENTS REGISTERED NUMBERS
001652090-0001
EUROPEAN TRADEMARK & DESIGN

## TCB

PATENTS REGISTERED NUMBERS
001652090-0001
EUROPEAN TRADEMARK & DESIGN

**SSM**

Save and load settings. Automatic restart in case of power cut.

Mémorisation des réglages. Redémarrage automatique en cas de coupure électrique.

Einstellungsspeicherung. Automatisches Starten nach einem Netzausfall.

**Start/stop Engine :** Compatible with Start/Stop vehicles.
Compatible véhicules Start/Stop.
Geeignet für START-STOP-Fahrzeuge.

**"Cold charge" mode:** performance-enhancing charging mode for cold or freezing weather conditions.

**Mode "Cold charge":** optimisation des performances en cas de temps froid ou de gel.

**«Cold Charge»-Modus:** Leistungsoptimierung bei kaltem Wetter oder bei Frost.

**INCLUDED**

all ARTIC



Eyelets / Œillets / Ösen 30 cm
026872



Clamps / Pinces / Klemmen 35 cm
026865

## AUTOMATIC SMART HF INVERTER

I REGULATED IUoU FAST CHARGE

### ARTIC 800
12 V | 0.8 A | GO > 7 V
SSM
029569
: 029682

### ARTIC 1500
12 V | 1.5 A | GO > 7 V
SSM
029576

### ARTIC 4000
6/12 V | 4/1-4 A | GO > 2 V (6V) GO > 7 V (12V)
SSM START STOP
029583
: 029705

### ARTIC 8000
2/8 A | 12V | GO > 7 V
SSM START STOP
029590
: 029712

## 12 V • TRADITIONAL W

### ENERGY 126
4 A
SSM
023222
: 025165

Fuse X10
10A 054530
15A 054493

## 12 V • AUTOMATIC WU

### TCB 60
2/4 A | GO > 3.5 V
SSM START STOP
023253

### TCB 90
2/5.5 A | GO > 3.5 V
SSM START STOP
023260

### TCB 120
3.5/7 A | GO > 3.5 V
SSM START STOP
023284
: 025240

| | | 50 / 60 Hz | | CHARGE | | | | Polarity protection | Cold Charge | SSM Self Start memory | Full security | START STOP Start/Stop engine | Fuse | CHARGER + TESTER | CONTROL | L × W × H cm / kg | |
|---|---|---|---|---|---|---|---|---|---|---|---|---|---|---|---|---|---|
| | | | | | Moyen / Average (EN 60335) | Efficace / RMS | Reg | | | | | | | | | | |
| MADE IN CHINA | ARTIC 800 | 100-240 V | 15 W | 12 V | 0,8 A | — | — | • | — | • | — | — | — | — | — | 6 × 15.1 × 25.5 / 0.43 | 0.43 kg |
| | ARTIC 1500 | 220-240 V | 27 W | 12 V | 1,5 A | — | — | • | — | • | — | — | — | — | — | 25.7 × 15.1 × 6 / 0.5 | 0.5 kg |
| | ARTIC 4000 | 220-240 V | 75 W | 6 V<br>12 V | 4 A<br>1 A / 4 A | — | 2 | • | • | • | • | • | — | OK | — | 24.9 × 15.1 × 6 / 0.8 | 0.78 kg |
| | ARTIC 8000 | 220-240 V | 130 W | 12 V | 2 / 8 A | — | 2 | • | • | • | • | • | — | OK | — | 34.1 × 17.7 × 7.3 / 1.1 | 1.13 kg |
| | ENERGY 124 | 220-240 V | 70 W | 12 V | 3 A | 4.5 A | — | — | — | • | — | — | 10 A | — | — | 16.6 × 11.6 × 22.5 / 1.9 | 1.9 kg |
| | ENERGY 126 | 220-240 V | 90 W | 12 V | 4 A | 6 A | — | — | — | • | — | — | 10 A | — | — | 16.6 × 11.8 × 22.5 / 2 | 2 kg |
| MADE IN GYS CHINA | TCB 60 automatic | 220-240 V | 85 W | 12 V | 2 - 4 A | 6 A | 2 | • | — | • | — | — | 10 A | OK | OK | 12.7 × 12 × 30.2 / 2.5 | 2.5 kg |
| | TCB 90 automatic | 220-240 V | 120 W | 12 V | 2 - 5,5 A | 8 A | 2 | • | — | • | — | • | 15 A | OK | OK | 17.2 × 12 × 30.2 / 3.2 | 3.2 kg |
| | TCB 120 automatic | 220-240 V | 150 W | 12 V | 3,5 - 7 A | 10.5 A | 2 | • | — | • | — | • | 15 A | OK | OK | 17.9 × 12.3 × 30.4 / 3.2 | 3.2 kg |

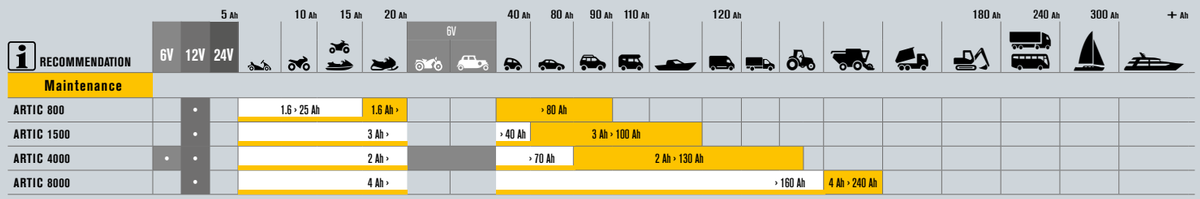

# CHARGERS

## CT

**CT 160**
9 A
SSM
1.5 m - 1.5 mm² > 40 A
024106
: 025325

**CT 210**
12 A
SSM
1.5 m - 2.5 mm² > 40 A
024113
: 025349

**12 / 24 V • MANUAL** W

## CA

Protection for on-board electronics

**CA 150**
10 A
SSM
1.5 m - 2.5 mm² > 40 A
024434

**CA 360**
25 A
SSM
2 m - 6 mm² > 60 A
023185

**12 / 24 V • AUTOMATIC** W2

## MULTICHARGE

6 charging speeds

**MULTICHARGE CT 48**
32 A
SSM
026087
2 m - 6 mm² > 60 A

**12 / 24 / 36 / 48 V • MANUAL** W

## WATTMATIC

Protection for on-board electronics

**WATTMATIC 100**
5 A GO > 3.5 V
SSM START STOP
024823
1.5 m - 1.5 mm² > 40 A

**WATTMATIC 140**
9 A GO > 3.5 V
SSM START STOP
025608
1.5 m - 2.5 mm² > 40 A

**WATTMATIC 170**
10 A GO > 3.5 V
SSM START STOP
025615
1.8 m - 2.5 mm² > 40 A

**6 / 12 V • AUTOMATIC** WUoU

**Fuse ×10**

| 10A | 15A | 20A | 25A | 40A | 50A |
|---|---|---|---|---|---|
| WATTMATIC 100 054530 | CT 160, WATTMATIC 140 054493 | CT 210, WATTMATIC 150 & 170 054509 | CA 150, WATTMATIC 180 054516 | CT 48 054646 | CA 360 054622 |

| | | | CHARGE | | | | | | Fuse | L × W × H cm / kg | |
|---|---|---|---|---|---|---|---|---|---|---|---|
| | | | | | Average / Moyen (EN 60335) | | | Efficace / RMS | Reg | | | |
| | | | | | Reg 1 | Reg 2 | Reg 3 | | | | | |
| CT 160 | 230V, 50 / 60 Hz | 190 W | 12/24V | 12V › | 7 A | 9 A (boost) | — | 13,5 A | 2 | 15 A | 30.3 × 20.7 × 13.9 / 3.9 | 3,9 kg |
| | | | | 24V › | 3 A | 5 A (boost) | — | 7,5 A | 2 | | | |
| CT 210 | 230V, 50 / 60 Hz | 260 W | 12/24V | 12V › | 8 A | 12 A (boost) | — | 18 A | 2 | 20 A | 33.4 × 22.5 × 14.4 / 5.3 | 5,2 kg |
| | | | | 24V › | 4 A | 6 A (boost) | — | 9 A | 2 | | | |
| MULTICHARGE CT 48 | 230V, 50 / 60 Hz | 1200 W | 12/24/36/48V | 12V › | 20,8 A › 32,4 A | | | 31 A | 6 | 40 A | 40.5 × 34 × 24 / 15.8 | 15,5 kg |
| | | | | 24V › | 20,1 A › 31,8 A | | | 29 A | 6 | | | |
| | | | | 36V › | 19,6 A › 22,4 A (30,4 A boost) | | | 29 A | 6 | | | |
| | | | | 48V › | 15,5 A › 18,7 A (24,3 A boost) | | | 28 A | 6 | | | |
| CA 150 | 230V, 50 / 60 Hz | 500 W | 12/24V | | 8 A | 10 A (boost) | — | 18 A | 2 | 25 A | 32.8 × 25.5 × 14.6 / 6.5 | 6 kg |
| CA 360 | 230V, 50 / 60 Hz | 920 W | 12/24V | | 7 A | 15 A (boost1) | 25 A (boost2) | 37 A | 3 | 50 A | 43 × 30 × 23 / 14 | 14 kg |
| WATTMATIC 100 | 230V, 50 Hz | 170 W | 6/12V | | 3 A | 5 A | | 11.4 A | 2 | 10 A | 26.9 × 24.3 × 12.8 / 3.7 | 3.8 kg |
| WATTMATIC 140 | 230V, 50 Hz | 230 W | 6/12V | | 5 A | 9 A (boost) | — | 16.5 A | 2 | 15 A | 33.9 × 22.2 × 13.4 / 4.8 | 4.8 kg |
| WATTMATIC 170 | 230V, 50 Hz | 280 W | 6/12V | | 6.5 A | 10 A (boost) | — | 18.8 A | 2 | 20 A | 33.9 × 22.2 × 13.6 / 5 | 5 kg |

DESIGN GYS FRANCE

MADE IN GYS CHINA

| RECOMMENDATION | 6V | 12V | 24V | 5 Ah | 10 Ah | 15 Ah | 20 Ah | 6V | 40 Ah | 80 Ah | 90 Ah | 110 Ah | 120 Ah | 180 Ah | 240 Ah | 300 Ah | + Ah |
|---|---|---|---|---|---|---|---|---|---|---|---|---|---|---|---|---|---|
| CT 160 | | • | • | | | | | | 12 V : 25 › 160 Ah - 24 V : 15 > 90 Ah | | | | | | | | |
| CT 210 | | • | • | | | | | | 12 V : 35 › 210 Ah - 24 V : 20 > 100 Ah | | | | | | | | |
| MULTICHARGE CT 48 | | • | • | +48 V | | | | | | | | 12, 24, 36 V : 90 › 450 Ah - 48 V : 70 › 360 Ah | | | | | |
| CA 150 | | • | • | | | | | | 35 › 150 Ah | | | | | | | | |
| CA 360 | | • | • | | | | | | 40 › 350 Ah | | | | | | | | |
| WATTMATIC 100 | • | • | | | | | | | 15 › 100 Ah | | | | | | | | |
| WATTMATIC 140 | • | • | | | | | | | 20 › 150 Ah | | | | | | | | |
| WATTMATIC 170 | • | • | | | | | | | 25 › 180 Ah | | | | | | | | |

# CHARGERS

AUTOMATIC, SMART & FAST

SSM SELF START MEMORY | AUTO DETECT BATTERY VOLTAGE DETECTION | START STOP ALL BATTERIES

Microprocessor Control

FULL PROTECTION: On-board electronics, Over voltage, Reverse polarity, No sparks

YouTube PLAYLIST BATIUM

**BATIUM 7.12**

7 A | GO > 0.5 V

SSM | START STOP | AUTO DETECT

1.5 m - 1.5 mm² > 40 A

024496

GB: 024557

**BATIUM 15.12**

15 A | GO > 0.5V

SSM | START STOP | AUTO DETECT

MODE SOS RECOVERY

1.5 m - 2.5 mm² > 40 A

024519

GB: 024632

6 / 12 V IWUoU

**BATIUM 7.24**

7 A | GO > 0.5 V

SSM | START STOP | AUTO DETECT

1.5 m - 1.5 mm² > 40 A

024502

**BATIUM 15.24**

15 A | GO > 0.5V

SSM | START STOP | AUTO DETECT

MODE SOS RECOVERY

1.5 m - 2.5 mm² > 40 A

024526

GB: 024588

6 / 12 / 24 V IWUoU





I REGULATED FAST CHARGE | TRACTION BATTERY CHARGING | TEST

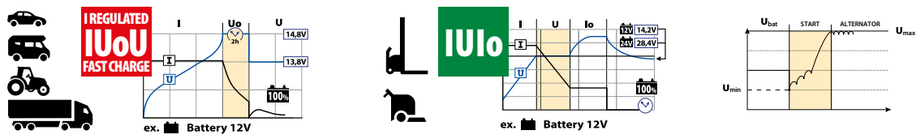

**BATIUM 25.24 X**

25 A | GO > 0.5V

2 m - 6 mm² > 60 A

024830

SSM | START STOP | AUTO DETECT

MODE SOS RECOVERY

6 / 12 / 24 V | I REGULATED IUoU FAST CHARGE | IUIo Specific charge Traction batteries

Fuse ×10

15A BATIUM 7/12 & 7/24 054493

30A BATIUM 15/12 & 15/24 054523

| RECOMMENDATION | 6V | 12V | 24V | 5 Ah | 10 Ah | 15 Ah | 20 Ah | 6V | 40 Ah | 80 Ah | 90 Ah | 110 Ah | 120 Ah | 180 Ah | 240 Ah | 300 Ah | + Ah |
|---|---|---|---|---|---|---|---|---|---|---|---|---|---|---|---|---|---|
| BATIUM 7.12 | • | • | | | | 15 › 130 Ah | | | | | | | | | | | |
| BATIUM 7.24 | • | • | • | | | 15 › 130 Ah | | | | | | | | | | | |
| BATIUM 15.12 | • | • | | | | | | 35 › 225 Ah | | | | | | | | | |
| BATIUM 15.24 | • | • | • | | | | | 35 › 225 Ah | | | | | | | | | |
| BATIUM 25.24 X | • | • | • | | | | | 35 › 350 Ah | | | | | | | | | |

| MADE IN FRANCE | 50 / 60 Hz | | CHARGE | | | Average / Moyen (EN 60335) | | | | Fuse | L × W × H cm / kg | | MODE SOS RECOVERY Deeply Sulfated batteries |
|---|---|---|---|---|---|---|---|---|---|---|---|---|---|
| | | | | Reg | RMS / Efficace | Reg 1 | Reg 2 | Reg 3 | boost | | | | |
| BATIUM 7.12 | 230V | 105W | 6/12V | 2 | 11 A | 3 A | — | — | 7 A | 15 A | 13.5 × 36 × 21 / 4.6 | 4.6 kg | — |
| BATIUM 15.12 | 230V | 225W | 6/12V | 3 | 22 A | 7 A | 10 A | — | 15 A | 30 A | 36.2 × 21.2 × 14 / 5.7 | 5.6 kg | • |
| BATIUM 7.24 | 230V | 210W | 6/12/24V | 2 | 11 A | 3 A | — | — | 7 A | 15 A | 34.8 × 21 × 14.1 / 5.4 | 5.4 kg | — |
| BATIUM 15.24 | 230V | 450W | 6/12/24V | 3 | 22 A | 7 A | 10 A | — | 15 A | 30 A | 36.2 × 21 x 14.3 / 7.1 | 7.1 kg | • |
| BATIUM 25.24X | 230V | 1 150W | 6/12/24V | 3 | 37 A | 7 A | 15 A | 25 A | — | — | 42 × 28 × 24.5 / 13.5 | 13.4 kg | • |

BSU
# BATTERY SUPPORT UNIT

PFC POWER FACTOR CORRECTION

FV FLEXIBLE VOLTAGE
95 V — 265 V

NEW 10 2025

**DIAG-BATIUM 100.12**

**100 A**

PFC FV

2.5 m - 16 mm²

087552
: 088443

**12 V**

## BSU: DIAG (POWER SUPPLY)

BSU adjustable voltage:
12.7 › 15.5 V

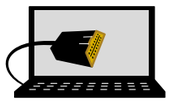

U2 ADJUSTABLE

## CHARGE: Pb

Pb adjustable courant: 5 › 100 A

1. Status analysis
2. Recovery
3. Test desulfation
4. Desulfation
5. Fast charge 80%
6. Absorption
7. Floating 100%

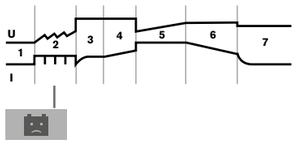


**Auto Recovery :**
Recovers deeply discharged (min 2V) and/or sulfated batteries.
Récupération des éléments des batteries profondément déchargées (mini 2V) et/ou sulfatées.
Wiederherstellung der Zellen bei tiefentladenen bzw. sulfatierten Batterien (min. 2V).

## CHARGE: LiFePO4

LiFePO4 adjustable courant: 5 › 100 A

1. UVP Wake up-Status analysis
2. Recovery
3. Fast charge 90%
4. Absorption 95%
5. Test
6. Completion
7. Equalization
8. Floating 100%

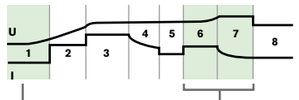


**UVP Wake up (Under Voltage Protection)**
Battery reactivation when in UVP protection.
Réactivation de la batterie en protection UVP.
Reaktivierung der Batterie mit UVP-Schutz.

**Equalizing Balancing System**
Balancing of the battery cells.
Équilibrage des cellules.
Ausgleich der Batteriezellen.

| MADE IN FRANCE | 50 / 60 Hz | L | mm² | | | START MINI | I max | 25°C @100 % | 40°C @ 100 % | | SHOWROOM CONNECT | IP | | |
|---|---|---|---|---|---|---|---|---|---|---|---|---|---|---|
| **DIAG-BATIUM 100.12** | 95 › 265 V | 2,5 m | 16 | 12 V | 1600 W | 2 V | 100 A | 75 A | 66 A | 20 › 1200 Ah | Ø M6 | 20 | NC | 32 × 23.5 × 13.6 cm |





CHARGERS
# MULTICHARGE STATION

FULL PROTECTION
Reverse polarity
Over voltage
No sparks

**12 V**

**DHC 54E**

**4×5 A** | **Liquid-Gel**

025097
35 × 19 × 7.5 cm / 2.5 kg

NEW 06 2025

**6 / 12 V** I REGULATED IUoU FAST CHARGE

**MULTICHARGE STATION**

**4×10 A** | **Pb-Li**

083578
34.5 × 38 × 31.5 cm / 6.3 kg

REPAIR MODE

RECOVERY OF SULFATED BATTERIES

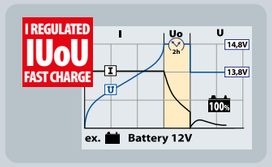


| RECOMMENDATION | 6V | 12V | 24V | 5 Ah | 10 Ah | 15 Ah | 20 Ah (6V) | 40 Ah | 80 Ah | 90 Ah | 110 Ah | 120 Ah | 180 Ah | 240 Ah | 300 Ah |
|---|---|---|---|---|---|---|---|---|---|---|---|---|---|---|---|
| **DHC 54E** | | • | | | 10 › 100 Ah | | | 10 › 100 Ah | | | | | | | |
| **MULTICHARGE STATION** | • | • | | | 8 › 250 Ah | | | 8 › 250 Ah | | | | | | | |

# STARTERS & CHARGERS

12 - 24 V

TRADITIONAL
START 48
NEOSTART 49

AUTOMATIC
STARTIUM 50

BATTERY SUPPORT UNIT
DIAG-STARTIUM 51

## STARTUP

STARTERS & CHARGERS
# AUTOMATIC W2

SSM SELF START MEMORY

## START / NEOSTART

STARTERS & CHARGERS
# TRADITIONAL W

SSM SELF START MEMORY

**Fuse ×2**

- **50 A** Start 200 — 054622
- **80 A** Start 300 — 054653

- **150 A** Neostart 320 — 054639
- **200 A** Neostart 420, 620 — 054547

### 12 V

**STARTUP 80**
**17 A**
SSM
1.5 m - 2.5 mm² > 30 A
024922
: 025127

### 12 V | 12 / 24 V

**START 200**
**18 A**
SSM
1.5 m - 6 mm² > 60 A
025530

**START 300**
**23 A**
SSM
2 m - 10 mm² > 220 A
025547

**NEOSTART 320**
**9 / 40 A**
SSM
2 m - 10 mm² > 220 A
025301

### 12 / 24 V

**NEOSTART 420**
**40 A**
SSM
1.8 m - 10 mm² > 500 A
025295

**NEOSTART 620**
**60 A**
SSM
1.8 m - 16 mm² > 500 A
025288
: 025486

| DESIGN GYS FRANCE / MADE IN GYS CHINA | 50 / 60 Hz | $I_1$ | | CHARGE kW | START kW | CHARGE Reg | RMS / Efficace | Average / Moyen (EN 60335) | Boost | Automatic | Manual | min › max | START 1 V/C | 0 V/C | Fuse | LxWxH cm / kg | LxWxH cm / kg |
|---|---|---|---|---|---|---|---|---|---|---|---|---|---|---|---|---|---|
| START UP 80 | 230 V | 13 A | 12 V | 0,35 | 1 | 2 | 13, -25 A | 9 A | 17 A | • | — | 40 › 170 Ah | 50 A | 80 A | — | 17 x 11.5 x 31 / 4 | 19 x 12 x 32 / 4.2 |
| START 200 | 230 V | 13 A | 12 V | 0,39 | 1,4 | 3 | 15-25 A | 11 A | 18 A | — | • | 53 › 240 Ah | 80 A | 120 A | 50 A | 35 x 24 x 15 / 7.6 | 37 x 27 x 18 / 8 |
| START 300 | 230 V | 13 A | 12 V | 0,8 | 3,6 | 3 | 13-36 A | 10 A | 23 A | — | • | 42 › 300 Ah | 100 A | 165 A | 80 A | 36 x 27 x 20 / 12.4 | 40 x 35 x 23.5 / 13.7 |
| | | 13 A | 24 V | 1,2 | 3,6 | | | 8 A | 17 A | | | 38 › 224 Ah | | | | | |
| NEOSTART 320 | 230 V | 13 A | 12 / 24 V | 0, 8 | 6,5 | 3 | 40 A | 10 A | 40 A | — | • | 20 › 700 Ah | 160 A | 270 A | 150 A | 41 x 30 x 21 / 13 | 41 x 35 x 24 / 14.7 |
| | | | | | | | | 9 A | 30 A | | | | | | | | |
| NEOSTART 420 | 230 V | 16 A | 12 / 24 V | 1,7 | 9 | 3 | 70 A | 20 A | 40 A | — | • | 20 › 1000 Ah | 250 A | 420 A | 200 A | 48 x 30 x 23 / 18 | 52 x 34 x 31 / 21 |
| NEOSTART 620 | 230 V | 16 A | 12 / 24 V | 2 | 10 | 3 | 90 A | 30 A | 60 A | — | • | 20 › 1350 Ah | 330 A | 620 A | 200 A | 31.5 x 23 x 44.5 / 23.7 | 21 x 33.5 x 26.5 / 24 |

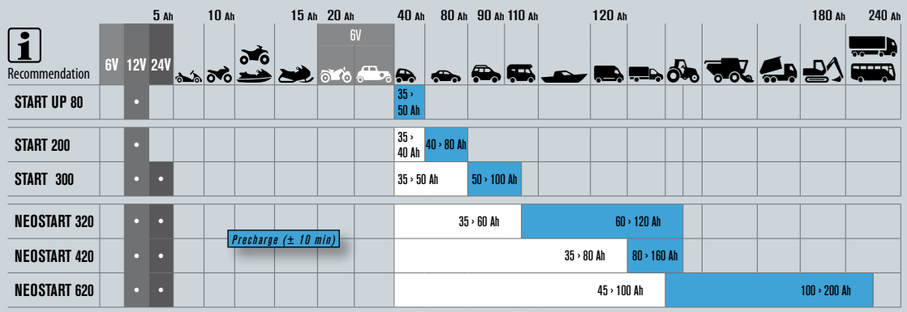

# STARTERS & CHARGERS AUTOMATIC

IWUoU

YouTube PLAYLIST STARTIUM

**3 in 1**
- AUTOMATIC CHARGE = BATIUM
- AUTOMATIC START
- TEST ALTERNATOR

TIMER
UNIVERSAL MODE — AUTO SELECTION
SULFATED BATTERIES
ALL BATTERIES
GO >1 V

FULL PROTECTION
On-board electronics
Over voltage
No sparks

35/50 mm²

NATO OTAN Compatibility p.63

## 12/24 V

**STARTIUM 330E**
25 A
1,9 m - 10 mm² > 500 A
026469

**STARTIUM 480E**
40 A
1,9 m - 16 mm² > 600 A
026483
UK: 025578

**STARTIUM 680E**
45 A
2,2 m - 25 mm² > 600 A
026490
UK: 025585

**STARTIUM 980E**
50 A
2,5 m - 35 mm² > 600 A
026506

Disconnectable

| MADE IN FRANCE | 50/60 Hz | I1 | CHARGE kW | START kW | CHARGE: Battery | min › max | RMS / Efficace | Average / Moyen (EN 60335) | Reg | Boost | Automatic | START: | 1 V/Cell | 0 V/Cell | AUTO START | BSU | FUSE | LxWxH cm / kg | LxWxH cm / kg | CCA I (EN) START |
|---|---|---|---|---|---|---|---|---|---|---|---|---|---|---|---|---|---|---|---|---|
| STARTIUM 330E | 230V | 16 A | 0,8 | 6,5 | 12 V | 20 › 370 Ah | 40 A | 25 A | 4 | — | • | 12 V : | 165 A | 270 A | • | — | 100 A | 26 x 26 x 47 / 15.5 | 28 x 28 x 47 / 16 | 500 A |
| | | | | | 24 V | 20 › 300 Ah | | | | | | 24 V : | 130 A | 210 A | | | | | | |
| STARTIUM 480E | 230V | 16 A | 1,7 | 9 | 12 V | 20 › 600 Ah | 65 A | 30 A | 4 | 40 A | • | 12 V : | 280 A | 390 A | • | — | 200 A | 34 x 30 x 64 / 20.5 | 64 x 37 x 31 / 29 | 750 A |
| | | | | | 24 V | 20 › 450 Ah | | | | | | 24 V : | 210 A | 290 A | | | | | | |
| STARTIUM 680E | 230V | 16 A | 2 | 10 | 12 V | 20 › 675 Ah | 75 A | 30 A | 4 | 45 A | • | 12 V : | 380 A | 550 A | • | — | 200 A | 34 x 30 x 64 / 25.5 | 65 x 37 x 31 / 31 | 900 A |
| | | | | | 24 V | 20 › 525 Ah | | | | | | 24 V : | 270 A | 380 A | | | | | | |
| STARTIUM 980E | 230V | 16 A | 2 | 12 | 12 V | 20 › 750 Ah | 80 A | 40 A | 4 | 50 A | • | 12 V : | 500 A | 720 A | • | — | 250 A | 34 x 30 x 80 / 30 | 65 x 37 x 32 / 36 | 1400 A |
| | | | | | 24 V | 20 › 525 Ah | | | | | | 24 V : | 400 A | 560 A | | | | | | |
| DIAG STARTIUM 60-12 | 230V | 16 A | 2 | 10 | 12 V | 20 › 900 Ah | 95 A | 60 A | 4 | — | • | 12 V : | 310 A | 440 A | • | • | 200 A | 35 x 35 x 72 / 30.5 | 80 x 37 x 35 / 36 | 900 A |
| DIAG STARTIUM 60-24 | 230V | 16 A | 2 | 10 | 6 V | 20 › 900 Ah | 65 A | 40 A | 4 | — | — | 6 V : | — | — | • | • | 200 A | 35 x 35 x 72 / 30.5 | 80 x 37 x 35 / 36 | 900 A |
| | | | | | 12 V | 20 › 900 Ah | 95 A | 60 A | | | • | 12 V : | 300 A | 430 A | | | | | | |
| | | | | | 24 V | 20 › 525 Ah | 65 A | 40 A | | | • | 24 V : | 280 A | 410 A | | | | | | |





# STARTERS & CHARGERS AUTOMATIC & BSU

IWUoU

BATTERY SUPPORT UNIT

**BSU** Battery Support Unit
POWER SUPPLY DIAG+ 60A
Voltage adjustable 12 V › 15 V
BATTERY EXPERT ★★★

## 12 V

**DIAG STARTIUM 60-12**
60 A
2,2 m - 25 mm² > 600 A
026513

## 6/12/24 V

**DIAG STARTIUM 60-24**
60 A
2,2 m - 25 mm² > 600 A
026520
UK: 025592
AU: 076969

**Fuse ×2**
100 A — Startium 330E — 054394
200 A — Startium 480E, 680E, Diag. 60-12, 60-24 — 054547
250 A — Startium 980E — 055568

RECOMMENDATION

| | 6V | 12V | 24V | 5 Ah | 10 Ah | 15 Ah | 20 Ah | 6V | 40 Ah | 80 Ah | 90 Ah | 110 Ah | 120 Ah | 180 Ah | 240 Ah | 300 Ah | + Ah |
|---|---|---|---|---|---|---|---|---|---|---|---|---|---|---|---|---|---|
| STARTIUM 330E | | • | • | | | | | | 40 › 80 Ah | | | 80 › 120 Ah | | | | | |
| STARTIUM 480E | | • | • | | | | | | 40 › 120 Ah | | | | 120 › 160 Ah | | | | |
| STARTIUM 680E | | • | • | Precharge (± 10 min) | | | | | 50 › 180 Ah | | | | | 180 › 200 Ah | | | |
| STARTIUM 980E | | • | • | | | | | | 50 › 240 Ah | | | | | | | | |
| DIAG STARTIUM 60-12 | | • | | | | | | | 50 › 180 Ah | | | | | 180 › 200 Ah | | | |
| DIAG STARTIUM 60-24 | • | • | • | | | | | | 50 › 180 Ah | | | | | 180 › 200 Ah | | | |

# BOOSTERS

6 - 12 - 24 V

**Pb** inside


| | |
|---|---|
| GYSPACK AIR | 53 |
| GYSPACK | 54 |
| STARTPACK | 58 |
| ENERGYSTATION | 61 |


**LITHIUM** inside


| | |
|---|---|
| NOMAD POWER | 64 |


**SUPER CAPACITOR** inside


| | |
|---|---|
| STARTRONIC | 68 |
| GYSCAP | 70 |




## BOOSTERS
# Pb/LEAD INSIDE

POWER SUPPLY
12 V DC

**12 V** | **17 Ah** INSIDE | HOBBIES / OCCASIONAL — PRO / INTENSIVE

### GYSPACK AIR 401

| 1 100 A | 380 A 1V/Cell |
|---|---|

1.2 m - 12.5 mm² — 088801

### GYSPACK AIR

| 1 250 A | 480 A 1V/Cell |
|---|---|

1.1 m - 25 mm² — 500 A — 026322

INCLUDED **GYSPACK AIR 401 / AIR**

**OPTION**

MEMORY AUTO SAVE
CABLE OBD 1,5 m
054202

Fuse 7,5 A

**CHARGER**
Power in 110-240 V / out 12 V
50/60 Hz
054677
: 054660

WU

FV FLEXIBLE VOLTAGE
85 V — 265 V

OFF
Après chaque utilisation
After each use
Nach jeder Anwendung

| | | Inside | START 1 V/Cell | START 0 V/Cell | Peak Battery | START PETROL & DIESEL | ON OFF | | Fuse | | START PETRO & DIESEL | EXTERNAL Charge 230 V | TEST OK | LxWxH cm / kg | LxWxH cm / kg |
|---|---|---|---|---|---|---|---|---|---|---|---|---|---|---|---|
| DESIGN GYS FRANCE | GYSPACK AIR 401 | 12 V-17 Ah | 12 V | 380 A | 700 A | 1100 A | Lead/LFP | • | • | — | 17 bars | (x2) Cigarette Lighter : 12V - 8A | • | 26.4 x 18.2 x 27.4 / 8.3 | NC |
| MADE IN GYS CHINA | GYSPACK AIR | 12 V-18 Ah | 12 V | 480 A | 900 A | 1250 A | Lead/LFP | • | • | — | 4 bars | 12 V DC/0,5A | 12 V DC/1.2A | • | 33 x 17 x 37 / 8.5 | 38.5 x 22 x 44 / 9.4 |

| RECOMMENDATION | 6V | 12V | 24V | 5 Ah | 10 Ah | 15 Ah | 20 Ah | 6V | | 40 Ah | 80 Ah | 90 Ah | 110 Ah | 120 Ah | 180 Ah | 240 Ah | 300 Ah | + Ah |
|---|---|---|---|---|---|---|---|---|---|---|---|---|---|---|---|---|---|---|
| GYSPACK AIR 401 | | • | | | | | | | | › 50 Ah | | | | | | | | |
| GYSPACK AIR | | • | | | | | | | | › 50 Ah | | | | | | | | |

# BOOSTERS
# Pb/LEAD INSIDE

POWER SUPPLY
12 V DC

OPTION
MEMORY AUTO SAVE CABLE OBD 1,5 m
054202
Fuse 7,5 A

12 V = 6 C*
24 V = 12 C* (6 C* + 6 C*)
*C = cells, cellules

## HERITAGE 6/12 V

### 12 V — 18 Ah INSIDE
HOBBIES / OCCASIONAL — PRO / INTENSIVE

**GYSPACK 400**
1 250 A | 480 A 1V/Cell
0.6 m - 16 mm² > 300 A
025455
UK: 025516

### 12 V — 22 Ah INSIDE
HOBBIES / OCCASIONAL — PRO / INTENSIVE

**GYSPACK 600**
1 750 A | 550 A 1V/Cell
0.6 m - 16 mm² > 300 A
027336
UK: 027497

**GYSPACK PRO**
1 750 A | 600 A 1V/Cell
1.1 m - 25 mm² > 500 A
026155
UK: 025523

INCLUDED **GYSPACK 400 / 600 / PRO**

**CHARGER**
Power in 110-240 V / out 12 V
50/60 Hz
054677
UK: 054660

WU
FV FLEXIBLE VOLTAGE 85 V – 265 V

### 6 / 12 V — 20 Ah + 20 Ah INSIDE
HOBBIES / OCCASIONAL — PRO / INTENSIVE

**GYSPACK HERITAGE 6/12**

| | | |
|---|---|---|
| 6V | 3 200 A | 400 A 1V/Cell |
| 12V | 1 600 A | 450 A 1V/Cell |

1.8 m - 25 mm² > 600 A
025844

INCLUDED **GYSPACK Heritage**

**CHARGER**
Power in 110-240 V / out 12 V
50/60 Hz
054684
UK: 054691

I REGULATED IUoU FAST CHARGE
FV FLEXIBLE VOLTAGE 85 V – 265 V

OFF — Après chaque utilisation / After each use / Nach jeder Anwendung

DESIGN GYS FRANCE
MADE IN GYS CHINA

| | Inside | START 1 V/Cell | START 0 V/Cell | START Peak Battery | START PETROL & DIESEL | ON OFF | | Fuse | | START PETRO & DIESEL | EXTERNAL Charge 230 V | TEST OK | LxWxH cm / kg | LxWxH cm / kg |
|---|---|---|---|---|---|---|---|---|---|---|---|---|---|---|
| GYSPACK 400 | 12 V-18 Ah | 12V | 480 A | 900 A | 1250 A | Pb/Lithium LFP | — | — | — | — | 12 V DC/0.5A | 12 V DC/1.2A | • | 26 x 13 x 29.5 / 6.4 | 28.5 x 16 x 34 / 7.2 |
| GYSPACK 600 | 12 V-22 Ah | 12V | 550 A | 1050 A | 1750 A | Pb/Lithium LFP | — | — | — | — | 12 V DC | 12 V DC/1.2A | • | 25.5 x 14 x 29.5 / 7.5 | 29.5 x 16. x 35.5 / 8.2 |
| GYSPACK PRO | 12 V-22 Ah | 12V | 600 A | 1100 A | 1750 A | Pb/Lithium LFP | • | • | — | — | 12 V DC | 12 V DC/1.2A | • | 35 x 14 x 37 / 9 | 39 x 17 x 45 / 9.5 |
| GYSPACK HERITAGE 6/12 | 6 V-2 x 20 Ah | 6 V<br>12 V | 400 A<br>450 A | 800 A<br>850 A | 3200 A<br>1600 A | Pb/Lithium LFP | • | • | 1 x 300 A | — | 12 V DC | 12 V DC/2A | • | 36 x 11 x 45 / 13 | 39 x 22 x 51 / 14 |

| RECOMMENDATION | 6V | 12V | 24V | 5 Ah | 10 Ah | 15 Ah | 20 Ah | 40 Ah | 80 Ah | 90 Ah | 110 Ah | 120 Ah | 180 Ah | 240 Ah | 300 Ah | + Ah |
|---|---|---|---|---|---|---|---|---|---|---|---|---|---|---|---|---|
| GYSPACK AUTO / 400 | | • | | | | | | › 50 Ah | | | | | | | | |
| GYSPACK 600 | | • | | | | | | › 90 Ah | | | | | | | | |
| GYSPACK PRO | | • | | | | | | › 90 Ah | | | | | | | | |
| GYSPACK HERITAGE | • | • | | | | | 6V › 140 Ah | › 50 Ah | | | | | | | | |

# BOOSTERS
# Pb/LEAD INSIDE

POWER SUPPLY
12 V DC

FOR GYSPACK 660/750/800/700/900

| Fuse ×2 | 200 A | 300 A |
|---|---|---|
| | 054547 | 054561 |

OPTION
MEMORY AUTO SAVE CABLE OBD 1,5 m
054202
Fuse 7,5 A

SPIRAL TECHNOLOGY

SPIRAL TECHNOLOGY

EnerSys
TPPL TECHNOLOGY Thin Plate Pure Lead
PREMIUM QUALITY BATTERIES

## 12 V 28 Ah INSIDE
HOBBIES OCCASIONAL — PRO INTENSIVE

### GYSPACK 660
**1 900 A** | 640 A 1V/Cell
1.3 m - 25 mm² > 600 A
027862
GB: 027879

INCLUDED **GYSPACK 660**

**CHARGER**
Power in 100-240 V / out 12 V
50/60 Hz
027992
GB: 025929

I REGULATED IUoU FAST CHARGE
FV FLEXIBLE VOLTAGE 85 V — 265 V

## 12 V 28 Ah SPIRAL INSIDE
HOBBIES OCCASIONAL — PRO INTENSIVE

### GYSPACK 750
**2 500 A** | 750 A 1V/Cell
1.3 m - 25 mm² > 600 A
026179
GB: 026353

INCLUDED **GYSPACK 750**

**CHARGER**
Power in 110-240 V / out 12 V
50/60 Hz
054684
GB: 054691

I REGULATED IUoU FAST CHARGE
FV FLEXIBLE VOLTAGE 85 V — 265 V

## 12 V 28 Ah SPIRAL INSIDE
HOBBIES OCCASIONAL — PRO INTENSIVE

### GYSPACK PRO 800
**2 500 A** | 700 A 1V/Cell
1.8 m - 25 mm² > 600 A
068759
GB: 072107

INCLUDED **GYSPACK PRO 800**

**CHARGER**
Power in 110-240 V / out 12 V
50/60 Hz
054684
GB: 054691

I REGULATED IUoU FAST CHARGE
FV FLEXIBLE VOLTAGE 85 V — 265 V

## 12 V 16Ah INSIDE
HOBBIES OCCASIONAL — PRO INTENSIVE

### GYSPACK PRO 700
**1 800 A** | 640 A 1V/Cell
1.4 m - 25 mm² > 600 A
027077
1 096 701

INTEGRATED CHARGER
7 STEP

## 12 V 30 Ah INSIDE
HOBBIES OCCASIONAL — PRO INTENSIVE

### GYSPACK PRO 900
**3 100 A** | 830 A 1V/Cell
1.8 m - 35 mm² > 600 A
027084
GB: 027954
1 096 701

INTEGRATED CHARGER
7 STEP

OFF — After each use / Après chaque utilisation / Nach jeder Anwendung

| DESIGN GYS FRANCE | | Inside | START 12 V | START 1 V/Cell | START 0 V/Cell | START Peak Battery | START PETROL & DIESEL | TEST OK | CHARGER INSIDE | 50 / 60 Hz | EXTERNAL Charge 230 V | Protection | Protection | Power out | Power out Memory | Fuse | Fuse | LxWxH cm | LxWxH cm / kg |
|---|---|---|---|---|---|---|---|---|---|---|---|---|---|---|---|---|---|---|---|
| MADE IN GYS CHINA | GYSPACK 660 | 28 Ah | 12 V | 640 A | 1200 A | 1900 A | Pb/Lithium LFP | • | — | 110 - 240 V | 12 V/2 A DC | • | • | 12 V DC | | — | 1 × 200 A | 35 x 19 x 40 | 39 x 23 x 45 / 13.5 |
| | GYSPACK 750 | 28 Ah | 12 V | 750 A | 1450 A | 2500 A | Pb/Lithium LFP | • | — | 110 - 240 V | 12 V/2 A DC | • | • | 12 V DC | | — | 2 × 200 A | 35 x 19 x 40 | 39 x 23 x 45 / 13.5 |
| | GYSPACK PRO 800 | 28 Ah | 12 V | 700 A | 1320 A | 2500 A | Pb/Lithium LFP | • | — | 110 - 240 V | 12 V/2 A DC | • | • | 12 V DC | | 10 A | 2 × 200 A | 31 x 19 x 35 | 32 x 23 x 37 / 18.4 |
| MADE IN FRANCE | GYSPACK PRO 700 | 16 Ah | 12 V | 640 A | 1200 A | 1800 A | Pb/Lithium LFP | • | • | 220 - 240 V | — | • | • | 12 V DC | | 10 A | 1 × 200 A | 33 x 15 x 32 | 35 x 24 x 36 / 12 |
| | GYSPACK PRO 900 | 30 Ah | 12 V | 830 A | 1700 A | 3100 A | Pb/Lithium LFP | • | • | 220 - 240 V | — | • | • | 12 V DC | | 10 A | 1 × 300 A | 33 x 15 x 32 | 35 x 24 x 36 / 16 |

| RECOMMENDATION | 6V | 12V | 24V | 5 Ah | 10 Ah | 15 Ah | 20 Ah | 6V | 40 Ah | 80 Ah | 90 Ah | 110 Ah | 120 Ah | 180 Ah | 240 Ah | 300 Ah | + Ah |
|---|---|---|---|---|---|---|---|---|---|---|---|---|---|---|---|---|---|
| GYSPACK 660 | | • | | | | | | | | › 90 Ah | | | | | | | |
| GYSPACK 750 | | • | | | | | | | | › 150 Ah | | | | | | | |
| GYSPACK PRO 800 | | • | | | | | | | | › 130 Ah | | | | | | | |
| GYSPACK PRO 700 | | • | | | | | | | | › 100 Ah | | | | | | | |
| GYSPACK PRO 900 | | • | | | | | | | | › 150 Ah | | | | | | | |

# BOOSTERS
# Pb/LEAD INSIDE

POWER SUPPLY
12 V DC

YouTube
PLAYLIST
STARTPACK

EnerSys
TPPL TECHNOLOGY Thin Plate Pure Lead
PREMIUM QUALITY BATTERIES

## 12 / 24 V — 22 Ah + 22 Ah — INSIDE

HOBBIES / OCCASIONAL — PRO / INTENSIVE

### STARTPACK TRUCK

| | | |
|---|---|---|
| 12 V | 3 200 A | 750 A 1V/Cell |
| 24 V | 1 600 A | 650 A 1V/Cell |

1.8 m - 25 mm² — 600 A — 025448 (GB: 026339)

### STARTPACK TRUCK MOBILE

| | | |
|---|---|---|
| 12 V | 3 200 A | 750 A 1V/Cell |
| 24 V | 1 600 A | 650 A 1V/Cell |

1.8 m - 25 mm² — 600 A — 026025 (GB: 028807)

INCLUDED **STARTPACK TRUCK & TRUCK MOBILE**

OFF — After each use / Après chaque utilisation / Nach jeder Anwendung

**CHARGER**
Power in 110-240 V / out 12 V
50/60 Hz
054684 (GB: 054691)

I REGULATED IUoU FAST CHARGE
FV FLEXIBLE VOLTAGE 85 V – 265 V

**OPTION**
MEMORY AUTO SAVE CABLE OBD 1,5 m
054202
Fuse 7,5 A

## 12 / 24 V — 16 Ah + 16 Ah — INSIDE

HOBBIES / OCCASIONAL — PRO / INTENSIVE

### STARTPACK 12.24 CI

| | | | | | |
|---|---|---|---|---|---|
| 12 V | 3600 A | 900 A 1V/Cell | 24 V ★ | 1 800 A | 700 A 1V/Cell |

1.8 m - 35 mm² — 600 A — 024991 (GB: 068155)

## 12 / 24 V — 30 Ah + 30 Ah — INSIDE

HOBBIES / OCCASIONAL — PRO / INTENSIVE

### STARTPACK PRO 12.24 CI

| | | | | | |
|---|---|---|---|---|---|
| 12 V | 6200 A | 1300 A 1V/Cell | 24 V ★★★ | 3100 A | 1200 A 1V/Cell |

2 m - 50 mm² — 600 A — 028920 (GB: 068162)

INCLUDED **STARTPACK 12.24 & PRO 12.24**

**Fuse ×2** — 200 A 054547 — 300 A 054561

**INTEGRATED CHARGER** — 7 STEP

OFF — Après chaque utilisation / After each use / Nach jeder Anwendung

| DESIGN GYS FRANCE | | Inside | START 1V/Cell | 0 V/Cell | Peak Battery | START PETROL & DIESEL | TEST OK | 50 / 60 Hz | CHARGER INSIDE | EXTERNAL Charge 230 V | Protection ON/OFF | | Power out | Memory | Fuse | LxWxH cm | LxWxH cm / kg |
|---|---|---|---|---|---|---|---|---|---|---|---|---|---|---|---|---|---|
| MADE IN GYS CHINA | STARTPACK TRUCK / TRUCK MOBILE | 2 × 22 Ah | 12 V | 750 A | 1450 A | 3200 A | Pb/Lithium LFP | • | 110 -240 V | — | 12 V/2 A DC | • | • | 12 V DC | 1 × 300 A | 37 x 20 x 46 | 39 x 22 x 50 / 18 |
| | | | 24 V | 650 A | 1300 A | 1600 A | Pb/Lithium LFP | | | | | | | 12 V DC | | 37 x 20 x 57 | 39 x 24 x 60 / 21 |
| MADE IN FRANCE | STARTPACK 12.24 CI | 2x 16 Ah | 12 V | 900 A | 1700 A | 3600 A | Pb/Lithium LFP | — | 220 - 240 V | 4 A | — | • | • | — | 1 × 300 A | 26 x 20 x 48 | 34 x 20 x 51 / 19 |
| | | | 24 V | 700 A | 1350 A | 1800 A | | | | | | | | | | | |
| | STARTPACK PRO 12.24 CI | 2x 30 Ah | 12 V | 1300 A | 2400 A | 6200 A | Pb/Lithium LFP | — | 220 - 240 V | 4 A | — | • | • | — | 1 × 300 A | 14 x 35 x 56 | 63 x 39 x 30 / 34 |
| | | | 24 V | 1200 A | 2250 A | 3100 A | | | | | | | | | | | |

| RECOMMENDATION | 6V | 12V | 24V | 5 Ah | 10 Ah | 15 Ah | 20 Ah | 6V | 40 Ah | 80 Ah | 90 Ah | 110 Ah | 120 Ah | 180 Ah | 240 Ah | 300 Ah | + Ah |
|---|---|---|---|---|---|---|---|---|---|---|---|---|---|---|---|---|---|
| STARTPACK TRUCK | | • | • | | | | | | › 150 Ah | | | | | | | | |
| STARTPACK TRUCK MOBILE | | • | • | | | | | | › 150 Ah | | | | | | | | |
| STARTPACK 12.24 CI | | • | • | | | | | | › 160 Ah | | | | | | | | |
| STARTPACK PRO 12.24 CI | | • | • | | | | | | › 220 Ah | | | | | | | | |

# BOOSTERS
# Pb/LEAD INSIDE

PRO ★★★

YouTube
PLAYLIST
STARTPACK

SMART STARTER MANAGEMENT SYSTEM

FULL PROTECTION
- On-board electronics
- Over voltage
- Reverse polarity
- No sparks

AUTO DETECT — Battery voltage detection

Microprocessor Control

TIMER Adjustable

EXIDE TECHNOLOGIES — HIGH QUALITY BATTERIES — SPIRAL TECHNOLOGY

INCLUDED

GYSFLASH XL 6.12 — 7 STEP

6 A - Advanced technology
8 step smart charge

**12 / 24 V** — 50 Ah SPIRAL + 50 Ah SPIRAL — INSIDE

HOBBIES / OCCASIONAL — PRO +++ / INTENSIVE

## STARTPACK PRO 12.24 XL

| 12 V | 8 500 A | 1600 A 1V/Cell | 24 V ★★★★ | 4 250 A | 1400 A 1V/Cell |
|---|---|---|---|---|---|

2 m - 70 mm² — 1000 A — 026711

OPTION

STANDARD CABLES 1000 A - 70 mm² **2 m** 026797

STANDARD CABLES 1000 A - 70 mm² **4 m** 026827

NATO CABLES 3 m - 50 mm² 072589

NATO CONNECTOR 026780

NATO OTAN — NATO ID / NCAGE : F8154 CG730

After each use
Après chaque utilisation
Nach jeder Anwendung
OFF

MADE IN FRANCE

| | Inside | START: 1 V/Cell | START: 0 V/Cell | START: Peak Battery | START PETROL & DIESEL | CHARGE | CHARGE: min › max | TEST OK | CHARGER | Protection: ON OFF | Protection: | Protection: Fuse | | LxWxH cm | LxWxH cm / kg |
|---|---|---|---|---|---|---|---|---|---|---|---|---|---|---|---|
| STARTPACK PRO 12.24 XL | 2× 50 Ah | 12 V | 1 600 A | 3 000 A | 8 500 A | Pb/Lithium LFP | — | — | • | 6 A outside | • automatic | • | 300 A | 2 m ø 70 mm² | 106 x 32 x 35 | 112 x 35 x 43 / 68 |
| | | 24 V | 1 400 A | 2 600 A | 4 250 A | | | | | | | | | | | |
| ENERGY STATION FP | | according to battery / selon batteries /je nach Batterie (Pb only) | | | Pb/Lithium LFP | 12/24 V | 100 › 375 Ah ( x2) | • | 30 A inside | • manual | • | 300 A | 2,5 m ø 50 mm² | 70 x 65 x 91 | 80 x 53 x 28 / 29 |





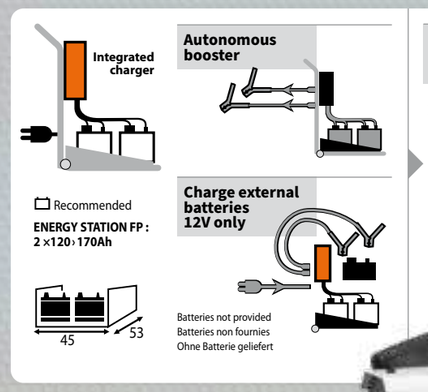



FULL PROTECTION
- On-board electronics
- Over voltage
- No sparks
- Reverse polarity

**12 / 24 V** — HOBBIES / OCCASIONAL — PRO / INTENSIVE +++

## ENERGY STATION FP
069589

INTEGRATED CHARGER — 6 STEP

| RECOMMENDATION | 12V | 24V | 5 Ah | 10 Ah | 15 Ah | 20 Ah | 6V | 40 Ah | 80 Ah | 90 Ah | 110 Ah | 120 Ah | 180 Ah | 240 Ah | 300 Ah | + Ah |
|---|---|---|---|---|---|---|---|---|---|---|---|---|---|---|---|---|
| STARTPACK PRO 12.24 XL | • | • | | | | | | › 250 Ah | | | | | | | | |
| ENERGY STATION FP | – | – | | | | | | 35 › 375 Ah | | | | | | | | |

# SELECT THE RIGHT BOOSTER

## CHOISISSEZ VOTRE BOOSTER • WÄHLEN SIE IHREN BOOSTER AUS

| 6/12V | 12 V | | | | | | | | | | 12-24 V | | | | |
|---|---|---|---|---|---|---|---|---|---|---|---|---|---|---|---|
| GYSPACK HERITAGE | GYSPACK AIR 401 | GYSPACK AIR | GYSPACK 400 | GYSPACK 600 | GYSPACK PRO | GYSPACK 660 | GYSPACK PRO 700 | GYSPACK 750 | GYSPACK PRO 800 | GYSPACK PRO 900 | STARTPACK TRUCK/ TRUCK MOBILE | STARTPACK 12.24 CI | STARTPACK PRO 12.24 CI | STARTPACK PRO 12.24 XL | ENERGY STATION FP |
| 025844 | 088801 | 026322 | 025455 | 027336 | 026155 | 027862 | 027077 | 026179 | 068759 | 027084 | 025448/ 026025 | 024991 | 028920 | 026711 | 069589 |
| | |  | |  | |  | |  | |  | | | | | |
| 6 V / 12 V | 12 V | 12 V | 12 V | 12 V | 12 V | 12 V | 12 V | 12 V | 12 V | 12 V | 12 V / 24V | 12 V / 24V | 12 V / 24V | 12 V / 24V | 12 V / 24V |
| START 1V/Cell 400 (6 V) / 450 (12 V) | 380 A | 480 A | 480 A | 550 A | 600 A | 640 A | 640 A | 750 A | 700 A | 830 A | 750 (12 V) / 650 (24 V) | 900 A (12 V) / 700 A (24 V) | 1300 A (12 V) / 1200 A (24 V) | 1600 A (12 V) / 1400 A (24 V) | / |
| START 0V/Cell 800 (6 V) / 850 (12 V) | 700 A | 900 A | 900 A | 1050 A | 1100 A | 1200 A | 1200 A | 1450 A | 1320 A | 1700 A | 1450 A (12 V) / 1300 A (24 V) | 1700 A (12 V) / 1350 A (24 V) | 2400 A (12 V) / 2250 A (24 V) | 3000 A (12 V) / 2600 A (24 V) | |
| PEAK BATTERY 3200 (6 V) / 1600 (12 V) | 1100 A | 1250 A | 1250 A | 1750 A | 1750 A | 1900 A | 1800 A | 2500 A | 2500 A | 3100 A | 3200 A (12 V) / 1600 A (24 V) | 3600 A (12 V) / 1800 A (24 V) | 6200 A (12 V) / 3100 A (24 V) | 8500 A (12 V) / 4250 A (24 V) | |
| 2×20 Ah | 17 Ah | 18 Ah | 18 Ah | 22 Ah | 22 Ah | 28 Ah | 16 Ah EnerSys | 28 Ah | 28 Ah | 30 Ah EnerSys | 2×22 Ah | 2×16 Ah EnerSys | 2×30 Ah EnerSys | 2×50 Ah EXIDE TECHNOLOGIES | |
| SPIRAL TECHNOLOGY | | | | | | | | ■ | ■ | | | | | ■ | |
| ON/OFF | ■ | ■ | ■ | | ■ | ■ | ■ | ■ | ■ | ■ | ■ | ■ | ■ | ■ automatic | ■ |
| TEST OK | ■ | ■ | ■ | ■ | ■ | ■ | ■ | ■ | ■ | ■ | – ■ | ■ | ■ | ■ | ■ |
| | external 2 A | external 1 A | external 0,5 A | external 0,5 A | external 0,5 A | external 2 A | internal 2,5 A | external 2 A | external 2 A | internal 2,5 A | external 2 A | internal 4 A | internal 4 A | external 6 A | internal 30A |
| | IUoU | WU | WU | WU | WU | IUoU | 7 step | IUoU | IUoU | 7 step | IUoU | 7 step | 7 step | 7 step | 6 step |
| | 12 V DC | 12 V DC | 12 V DC | 12 V DC | 12 V DC | 12 V DC | 12 V DC | 12 V DC | 12 V DC | 12 V DC | 12 V DC | | | | |
| | | ■ | ■ | | | | | | | | | | | | |
| | ■ | | ■ | | ■ | ■ | | ■ | | | ■ | | | | |
| | 1,8 m ø25 mm² | 1,2 m ø12,5 mm² | 1,1 m ø25 mm² | 0,6 m ø16 mm² | 0,6 m ø16 mm² | 1,1 m ø25 mm² | 1,3 m ø25 mm² | 1,4 m ø25 mm² | 1,3 m ø25 mm² | 1,8 m ø25 mm² | 1,8 m ø25 mm² | 1,8 m ø35 mm² | 2 m ø50 mm² | 2 m ø70 mm² | 2,5 m ø50 mm² |
| 1 2 3 | 37×20×46 | 26×18×27 | 33×17×37 | 26×10×29 | 26×10×29 | 35×14×37 | 35×19×40 | 33×15×32 | 35×19×40 | 31×19×35 | 33×15×32 | 37×20×46/ 37×20×57 | 34×18×46 | 63×39×30 | 112×35×43 | 70×65×91 |
| | 18 kg | 8,3 kg | 8,5 kg | 6,5 kg | 6,5 kg | 9 kg | 13,5 kg | 12 kg | 13,5 kg | 18,4 kg | 16 kg | 18/21 kg | 22 kg | 34 kg | 68 kg | 29 kg + |
| | | | | | | | | | | | | ★ | ★★★ | ★★★★ | | |
| | | | | | | | | | | | | MINI PRO | PRO | UNIVERSAL PRO | | |

**OFF**
After each use
Après chaque utilisation
Nach jeder Anwendung

CAUTION ON STAND BY
Keep your GYSPACK connected to the mains supply.

ATTENTION HORS UTILISATION
Laisser le chargeur branché en permanence.

ACHTUNG WENN NICHT IN GEBRAUCH
Ladegerät dauernd angeschlossen lassen.

ATTENTION CUANDO ESTA APAGADO
Dejar el cargardor conectado permanentemente.

OPGELET BUITEN GEBRUIK
Laat de lader onafgebroken aangesloten.

## NATO / OTAN : COMPATIBLE PRODUCTS

- Produits compatibles - Kompatible Produkte

NATO ID / NCAGE : F8154 CG730

| NATO CONNECTOR 026780 | GYSFLASH 30.12, 50.12 FV, 51.12, 100.12, 101.12 CNT 30.24 , 50.24, 53.24, 102.12, 103.12, 32-12PL, 25.48 | GYSFLASH 101.24 CNT FV 121.12 CNT FV 125.12 CNT FV | GYSFLASH 123.12 CNT FV 103.24 CNT FV 107.24 CNT FV | GYSFLASH 108.12 CNT FV 148.12 CNT FV 158.12 CNT FV | GYSFLASH 53.48 CNT FV | GYSFLASH 15.24 XTREM | STARTIUM 980E | STARTPACK PRO 12.24 XL |
|---|---|---|---|---|---|---|---|---|
| Anderson/NATO 5 m - 16 mm² 026810 | ✓ | — | — | — | ✓ | — | — | — |
| Texas/NATO 5 m - 25 mm² 025707 / 10 m - 25 mm² 056626 | — | ✓ | ✓ | ✓ | — | — | — | — |
| Texas/NATO 3.5 m - 50 mm² 025653 | — | — | — | — | — | — | ✓ | — |
| Anderson/NATO 2 m - 50 mm² 026803 / 3 m - 50 mm² 072589 | — | — | — | — | — | — | — | ✓ |
| 2pts/NATO 5 m - 4 mm² 025837 | — | — | — | — | — | ✓ | — | — |
| 2pts/NATO Spiral 5 m 028968 | — | — | — | — | — | ✓ | — | — |

## TRACTION BATTERIES : COMPATIBLE PRODUCTS

- Produits compatibles - Kompatible Produkte

BATIUM 25/24 X

GYSFLASH 30.24, 50.24 & 101.24

GYSFLASH 103.24 & 53.48

**Pb** — **9 STEP**

1. Status analysis
2. Recovery
3. Sulphation test
4. Desulfation
5. Fast charge 80%
6. Absorption
7. Test Absorption
8. Brewing
9. Floating 100%

**Lithium Ready LiFePO4** — **9 STEP LiFePO4**

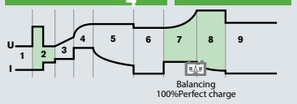


1. Status analysis
2. UVP Wake Up
3. Recovery
4. Fast charge 90%
5. Absorption 95%
6. Test
7. Completion
8. Ionic mixing
9. Floating 100%

YouTube

| | | TYPE | 6 h | 7 h | 8 h | 9 h | 10 h | 11 h | 12 h | 13 h | 14 h | CURRENT |
|---|---|---|---|---|---|---|---|---|---|---|---|---|
| 24 V | BATIUM 25.24 X | liquid | 75 Ah | 90 Ah | 120 Ah | 125 Ah | 130 Ah | 140 Ah | 155 Ah | 165 Ah | 180 Ah | 25 A |
| | GYSFLASH 30.24 HF | liquid | — | — | — | 75 Ah | 85 Ah | 105 Ah | 125 Ah | 145 Ah | 175 Ah | 15 A |
| | | gel | — | — | — | — | — | 75 Ah | 85 Ah | 105 Ah | 120 Ah | |
| | GYSFLASH 50.24 HF | liquid | — | — | — | 250 Ah | 290 Ah | 350 Ah | 410 Ah | 480 Ah | 550 Ah | 50 A |
| | | gel | — | — | — | — | — | 260 Ah | 290 Ah | 340 Ah | 400 Ah | |
| | GYSFLASH 51.12 | liquid | 130 Ah | 150 Ah | 180 Ah | 210 Ah | 240 Ah | 270 Ah | 310 Ah | 350 Ah | 390 Ah | 25 A |
| | | gel | — | — | 130 Ah | 150 Ah | 160 Ah | 180 Ah | 200 Ah | 220 Ah | 240 Ah | |
| | GYSFLASH 101.24 | liquid | 390 Ah | 470 Ah | 550 Ah | 630 Ah | 720 Ah | 820 Ah | 930 Ah | 1050 Ah | 1200 Ah | 100 A |
| | | gel | — | — | 400 Ah | 450 Ah | 500 Ah | 560 Ah | 610 Ah | 670 Ah | 720 Ah | |
| | GYSFLASH 103.24 GYSFLASH 107.24 | liquid | 490 Ah | 580 Ah | 680 Ah | 790 Ah | 900 Ah | 1020 Ah | 1160 Ah | 1310 Ah | 1500 Ah | 100 A |
| | | gel | — | — | 500 Ah | 560 Ah | 630 Ah | 700 Ah | 760 Ah | 830 Ah | 900 Ah | |
| 36 / 48 V | GYSFLASH 25.48 | liquid | 130 Ah | 150 Ah | 180 Ah | 210 Ah | 240 Ah | 270 Ah | 310 Ah | 350 Ah | 390 Ah | 25 A |
| | | gel | — | — | 130 Ah | 150 Ah | 160 Ah | 180 Ah | 200 Ah | 220 Ah | 240 Ah | |
| | GYSFLASH 51.48 GYSFLASH 53.48 | liquid | 260 Ah | 310 Ah | 360 Ah | 420 Ah | 480 Ah | 540 Ah | 610 Ah | 690 Ah | 790 Ah | 50 A |
| | | gel | — | — | 260 Ah | 300 Ah | 330 Ah | 370 Ah | 400 Ah | 440 Ah | 470 Ah | |

| | | |
|---|---|---|
| 100 A |  | Cables Anderson 175A/Texas 5 m - 25 mm² 025721 |
| 100 A |  | Cables REMA 160A/Texas 5 m - 25 mm² 025714 |
| 15 A / 50 A |  | Cables REMA 160A/Anderson 5 m - 16 mm² 069091 |
| 30 A / 50 A |  | Cables Anderson 175A/Anderson 5 m - 16 mm² 069107 |

# BOOSTERS LITHIUM INSIDE

SPECIALIST HOBBY • Non professional use • Utilisation non professionnelle • Nicht für gewerblichen Gebrauch.

START ENGINE

POWER BANK

LIGHT

**INCLUDED**

SMART CABLE MULTI SECURITIES

✓ Nomad Power 401
✓ Nomad Power 501

✓ Nomad Power PRO 701
✓ Nomad Power PRO 801
✓ Nomad Power PRO 901 FC

NEW

NEW

## 12 V

### NOMAD POWER 401

900 A | 350 A 1V/Cell

0,28 m - 5,2 mm² AWG10
SMART CABLE MULTI SECURITIES

087316

### NOMAD POWER 501

1200 A | 500 A 1V/Cell



0,28 m - 5,2 mm² AWG10
SMART CABLE MULTI SECURITIES

087323

| | LITHIUM | | | START | | | START PETROL & DIESEL | INPUT | OUTPUT | cm | kg |
|---|---|---|---|---|---|---|---|---|---|---|---|
| | CAPACITY/CELL | TYPE | FULL CHARGE | 1 V/Cell | 0 V/Cell | Peak Battery | | | | | |
| **NP 401** | 2.5 Ah - 37 Wh | LiCoO2 | 3 h | 350 A | 700 A | 900 A | 12 V (Pb only) | USB-C : 5V/2A | (×1) USB 3.0 QC : 5/9/12V - 2A<br>(×1) USB-A : 5V - 2.1A | 14.5 × 8.5 × 3 | 0.32 |
| **NP 501** | 3 Ah - 45 Wh | LiCoO2 | 3 h 30 | 500 A | 1000 A | 1200 A | 12 V (Pb only) | USB-C : 5V/2A | (×1) USB 3.0 QC : 5/9/12V - 2A<br>(×1) USB-A : 5V - 2.1A<br>(×1) JACK DC ø5.5 : 15V - 5A | 17.5 × 8.5 × 3 | 0.48 |
| **NP PRO 701** | 4 Ah - 59.2 Wh | LiCoO2 | 3 h | 700 A | 1100 A | 1250 A | 12 V (Pb only) | USB-C : 5V/3A | (×1) USB 3.0 QC : 5V/2.4A 9V/2A 12V - 1.5A<br>(×1) USB-A : 5V - 2.1A<br>(×1) USB-C : 5V - 3A<br>(×1) JACK DC ø5.5 : 15V - 10A | 22.8 × 10 × 3.8 | 0.82 |
| **NP PRO 801** | 5 Ah - 74 Wh | LiCoO2 | 4 h | 850 A | 1300 A | 1500 A | 12 V (Pb only) | USB-C : 5V/3A | (×1) USB 3.0 QC : 5V/2.4A 9V/2A 12V - 1.5A<br>(×1) USB-A : 5V - 2.1A<br>(×1)USB-C : 5V - 3A<br>(×1) JACK DC ø5.5 : 15V - 10A | 22.8 × 10 × 3.8 | 0.82 |
| **NP PRO 901 FC** | 6 Ah - 92.5 Wh | LiCoO2 | 5h (with 15W charger)<br>1h15 (with 67W charger) | 900 A | 1400 A | 1700 A | 12 V (Pb only) | PD USB-C : 60W max | (×1) USB 3.0 QC : 5V/2.4A 9V/2A 12V - 1.5A<br>(×1) USB-A : 5V - 2.1A<br>(×1) USB-C Power Delivery : 60W<br>(×1) JACK DC ø5.5 : 15V - 10A | 22.8 × 10 × 3.8 | 0.82 |





PRO ★★★ NEW | PRO ★★★ NEW | PRO ★★★ NEW

Normal charge 100% in 3 h

Normal charge 100% in 4 h

FAST CHARGE
100% in 1 h 15

## 12 V

### NOMAD POWER PRO 701

1250 A | 700 A 1V/Cell

0,26 m - 8,3 mm² AWG8
SMART CABLE MULTI SECURITIES

085855

### NOMAD POWER PRO 801

1500 A | 850 A 1V/Cell

0,26 m - 8,3 mm² AWG8
SMART CABLE MULTI SECURITIES

085831

### NOMAD POWER PRO 901 FC

1700 A | 900 A 1V/Cell

0,26 m - 8,3 mm² AWG8
SMART CABLE MULTI SECURITIES

085879

| Recommendation | |
|---|---|
| **NP 401** | 5 › 70 Ah |
| **NP 501** | 5 › 90 Ah |
| **NP PRO 701** | 5 › 140 Ah |
| **NP PRO 801** | 5 › 150 Ah |
| **NP PRO 901 FC** | 5 › 150 Ah |

NEW

**OPTION**

**67 W Fast USB-C Charger**
✓ Nomad Power PRO 901 FC
087132

**15 W USB-C Charger**
✓ Nomad Power 401 / 501
✓ Nomad Power PRO 701 / PRO 801 / PRO 901 FC
087101

**15 W USB-C Charger**
✓ Nomad Power 401 / 501
✓ Nomad Power PRO 701 / PRO 801 / PRO 901 FC
087354

# BOOSTERS LITHIUM INSIDE

SPECIALIST HOBBY • Non professional use • Utilisation non professionnelle • Nicht für gewerblichen Gebrauch.

START ENGINE

POWER BANK

LIGHT

## 12 V

### NOMAD POWER PRO 12 XL

**3000 A** | 1000 A 1V/Cell

0,8 m - 21 mm² AWG4

025912

## 24 V

### NOMAD POWER PRO 24 XL

**3000 A** | 1400 A 1V/Cell

0,8 m - 21 mm² AWG4

025905

## 12 / 24 V

### NOMAD POWER PRO TRUCK

**2000 A** | 600 A 1V/Cell

0,55 m - 13,3 mm² AWG6

027527

: 028845

### NOMAD POWER PRO 12/24V

**5000 A** | 2300 A 1V/Cell



0,7 m - 21 mm² AWG4

088566

| MADE IN CHINA | LITHIUM | | | START | | | START PETROL & DIESEL | INPUT | OUTPUT | | POWER BANK | | cm | kg |
|---|---|---|---|---|---|---|---|---|---|---|---|---|---|---|
| | CAPACITY/CELL | TYPE | FULL CHARGE | 1 V/Cell | 0 V/Cell | Peak Battery | | | | | OBD supply compatibility (with 054202) | | | |
| **NP PRO 12XL** | 8 Ah - 118.4 Wh | LiCoO2 | 2 h 30 | 1000 A | 1800 A | 3000 A | 12 V (Pb/Lead only) | JACK DC ø5.5: 18V - 2A | (×2) USB-A : 5V - 2.1A<br>(×2) Cigarette Lighter : 12V - 5A | (×1) QC USB-C : 18W max | • | | 27.4 × 27.8 × 11 | 5.6 |
| **NP PRO 24XL** | 8 Ah - 236.8 Wh | LiCoO2 | 5 h | 1400 A | 2400 A | 3000 A | 24 V (Pb/lead only) | JACK DC ø5.5: 18V - 2A | (×2) USB-A : 5V - 2.1A<br>(×2) Cigarette Lighter : 12V - 5A | (×1) QC USB-C : 18W max | • | | 27.4 × 27.8 × 11 | 5.6 |
| **NP PRO TRUCK** | 6 Ah - 155.4 Wh | LiCoO2 | 7 h | 600 A | 1500 A | 2000 A | 12 V/24 V (Pb/Lead only) | QC USB-C: 18W max | (×1) USB-A : 5V - 1A<br>(×1) USB-A : 5V - 2.1A | (×1) Cigarette Lighter : 12V - 10A | • | | 24.8 × 24.8 × 9.6 | 2.4 |
| **NP PRO 12/24V** | 19.5 Ah - 499.59 Wh | LiCoO2 | 7 h | 2300 A | 3500 A | 5000 A | 12 V/24 V (Pb/Lead only) | JACK DC ø5.5: 29V - 5A<br>USB-C: 5V/2A 9V/2A | (×2) USB-A : 5V - 2.4A | | • | | 24.6 × 24.5 × 15 | 5.4 |

| Recommendation | |
|---|---|
| **NP PRO 12XL** | 5 › 180 Ah |
| **NP PRO 24XL** | › 240 Ah |
| **NP PRO TRUCK** | 5 › 140 Ah<br>Max capability ( minimum charge needed ) |
| **NP PRO 12/24V** | 5 › 180 Ah<br>› 240 Ah |

# BOOSTERS
# SUPER CAPACITOR INSIDE

**BATTERYLESS - SANS BATTERIE - OHNE BATTERIE**

## SUPER CAPACITOR TECHNOLOGY FOR STARTRONIC & GYSCAP

- ✓ NO BATTERY INSIDE
- ✓ NO MAINTENANCE
- ✓ FAST TO USE

- ✓ BOOSTER SANS BATTERIE INTERNE
- ✓ AUCUNE MAINTENANCE
- ✓ RAPIDE D'UTILISATION

- ✓ KEINE INTERNE BATTERIE
- ✓ KEINE WARTUNG
- ✓ SCHNELL EINSETZBAR

FULL PROTECTION

-40/+65°C

✓ 1 MILLION CYCLES

✓ FAST CHARGE

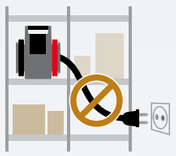

✓ NO SULFATION DURING STORAGE

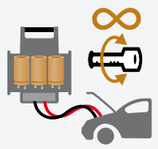

✓ UNLIMITED STARTS

| CHARGING MODES | Vehicle battery | Cigarette lighter | Internal lithium battery |
|---|---|---|---|
| STARTRONIC 800 | ✓ | ✓ | – |
| STARTRONIC HYBRID 900 | ✓ | ✓ | ✓ |
| STARTRONIC SUPERCAP 12/24 V | ✓ | – | – |

**DC/DC CONVERTER INSIDE (>5V)**

800 : 4 minutes
HYBRID 950 : 4 minutes
SUPERCAP 12 / 24 V : 5 minutes

INCLUDED
STARTRONIC 800 & HYBRID 950

CIGARETTE LIGHTER for Easy charge

027404

5× 800 F INSIDE

**12 V**

✓ SMART
✓ SAFE
✓ POWERFUL

HYBRID TECHNOLOGY

Output USB
Light

INCLUDED
Internal lithium battery
027411

100 % → Recharge the supercapacitors 5 times

Recharge after each use

5× 950 F + Lithium INSIDE

PRO ★★★

NEW

**12 V / 24 V**

10× 900 F INSIDE

### STARTRONIC 800

| 800 A | 12 V | DC/DC converter |
|---|---|---|

026735

### STARTRONIC HYBRID 950

| 950 A | 12 V | DC/DC converter |
|---|---|---|

026117

### STARTRONIC SUPERCAP 12 / 24V

| 1050 A | 12 V | DC/DC converter |
|---|---|---|
| 880 A | 24 V | |

082816

| MADE IN CHINA | START 1 V/Cell | START 0 V/Cell | START Peak | START PETROL & DIESEL | | Number of Capacitors | Integrated Inverter | INPUT CHARGE 12 V OFF | 12 V ON | 12 V/10 A OFF | 12 V/10 A ON | Charging time MICRO USB Type B | 5 V / 2 A | internal lithium battery | LIGHT | cm | kg |
|---|---|---|---|---|---|---|---|---|---|---|---|---|---|---|---|---|---|
| STARTRONIC 800 | 800 A | 1 400 A | – | Pb only | 12 V | 5 × 800 F | • | 4 min | 60 s | 4 min | 4 min | 5 V/2 A | 40 min | – | – | 26,7 × 19.5 × 5 | 1,86 |
| STARTRONIC HYBRID 950 | 950 A | 1 660 A | – | Pb only | 12 V | 5 × 950 F | • | 4 min | 60 s | 4 min | 4 min | 5 V/2 A | 40 min | 30 min | • | 25 × 18.5 × 6 | 1,86 |
| STARTRONIC SUPERCAP 12/24V | 1 050 A<br>880 A | 1 800 A<br>1500 A | – | Pb only | 12 V<br>24 V | 10 × 900 F | • | 5 min<br>2 min | 3 min<br>2 min | – | – | – | – | – | – | 34 × 43 × 20 | 7 |

| Recommendation | |
|---|---|
| STARTRONIC 800 | 5 › 90 Ah |
| STARTRONIC HYBRID 950 | 5 › 100 Ah |
| STARTRONIC SUPERCAP 12/24V | 5 › 150 Ah |

BOOSTERS

# SUPER CAPACITOR INSIDE

**BATTERYLESS - SANS BATTERIE - OHNE BATTERIE**

**12 V** | 5× 3000 F INSIDE | **GYSCAP 12V DC/DC** | **1 600 A** | DC/DC converter

087651

1.7 m - 25 mm²
Cables 100% Cu

## DC/DC CONVERTER

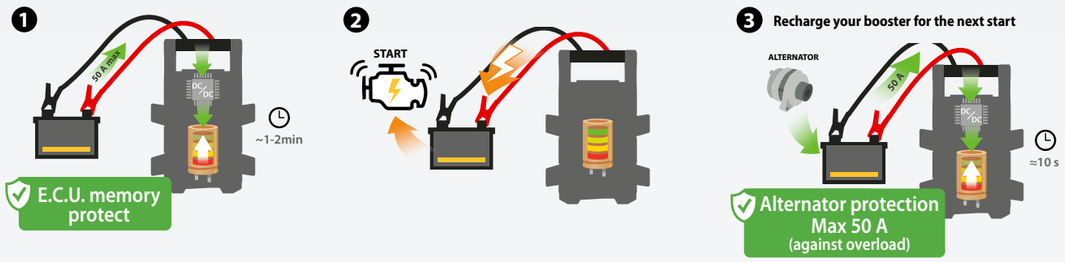


SMART STARTER MANAGEMENT SYSTEM

## CHARGING MODES

| | GYSCAP 12V | GYSCAP 24 V |
|---|---|---|
| **CLAMPS on running vehicle for Fast charge** | | |
| for Gyscap 12 V | max 2 min 30 | |
| for Gyscap 24 V | | max 1 min 30 |
| **CLAMPS on empty vehicle battery** for Gyscap 12 V DC/DC CONVERTER | ~1-2 min | |
| **Easy charge on CIGARETTE LIGHTER** 1.5 m | 12 V max 9 min | 12V max 1 h |
| | 24V max 4 min | 24V max 30 min |
| **GYSFLASH for mains charge** | | |
| GYSFLASH OPTION 4.12 p.6 029422 + F5 p.16 029439 | 4.12 max 15 min | 4.12 max 1 h |
| 12.12 p.7 029392 + S7 p.16 077331 | 12.12 max 8 min | 12.12 max 1 h |

**24 V** | 10× 3000 F INSIDE | **GYSCAP 24V** | **2 500 A**

028944

2 m - 50 mm²
Cables 100% Cu

| MADE IN FRANCE | START 1 V/Cell | START 0 V/Cell | START Peak | START PETROL & DIESEL | | Number of Capacitors | DC/DC | INPUT CHARGE | | cm | kg |
|---|---|---|---|---|---|---|---|---|---|---|---|
| **GYSCAP 12V DC/DC** | 1 600 A | 2 700 A | 10 000 A | Pb/Lithium LFP | 12 V | 5 × 3000 F | • | 8-16V / 50A max | 4,5V-30V / 8A max | 35 × 44 × 19 | 7,2 |
| **GYSCAP 24V** | 2 500 A | 4 500 A | 10 000 A | Pb/Lithium LFP | 24 V | 10 × 3000 F | – | 24 V | 10-30V (150W max) | 32 × 49 × 21.5 | 12 |

| Recommendation | | | | | | | | | | | | | | | |
|---|---|---|---|---|---|---|---|---|---|---|---|---|---|---|---|
| **GYSCAP 12V DC/DC** | 5 › 150 Ah | | | | | | | | | | | | | | |
| **GYSCAP 24V** | | | | | | | | | | | | | 225 Ah | | |

# ACCESSORIES


| | |
|---|---|
| TRADITIONAL TESTERS | 72 |
| CONNECTED TESTERS | 72 |
| DIGITAL / COLOR SCREEN TESTERS | 73 |
| TESTERS WITH PRINTERS | 74 |
| POWER INVERTERS | 76 |
| PORTABLE ENERGY | 78 |
| ACCESSORIES | 80 |
| EV CHARGING | 81 |
| EV BATTERY ACCESSORIES | 82 |
| EV BATTERY LIFT / BATTERY LIFT | 83 |
| WORKING SUPPORTS | 84 |
| JUMPER CABLES | 86 |
| ACCESSORIES | 87 |
| WORKING LIGHTS | 90 |






## TBP

# TRADITIONAL
## TESTERS

YouTube
PLAYLIST
BATTERY TESTERS

**TBP 100**
6/12 V | 20 › 100 Ah
055131

**TBP 500**
12 V | 10 › 160 Ah
055148

## BTW

# CONNECTED
## TESTERS

(NOT INCLUDED)

×13 Languages Sprachen

**BTW 6V/12V**
6/12 V | 7 › 240 Ah
START STOP | ALTERNATOR 12 V
077355

## BT

# DIGITAL
## TESTERS

**BT 001**
12 V | 7 › 230 Ah
056640

0.5 m

**NBT 200**
12 V | 20 › 150 Ah
ALTERNATOR 12 V
024168

## DBT

# COLOR SCREEN
## TESTERS

×9 Languages Sprachen

0.7 m

**DBT 410**
6/12 V | 7 › 240 Ah
START STOP | ALTERNATOR 6/12 V
083233

×12 Languages Sprachen

1 m

USB cable

**DBT 500**
6/12 V | 7 › 240 Ah
START STOP | ALTERNATOR 6/12 V
079823

×12 Languages Sprachen

2.6 m

USB cable

**DBT 710**
6/12 V | 7 › 240 Ah
START STOP | ALTERNATOR 6/12/24 V
083585

**Complete analysis**

**Historical data**

**Graphical data analysis**
Waveform function for DBT 500, DBT 710

**Download app & Print**
for DBT 500, DBT 710

| MADE IN CHINA | | | TEST: BATTERY A | TEST: BATTERY V | TEST: CHARGE & START SYSTEM VEHICLE | DIGITAL | RESULT | | | TEMPERATURE COMPENSATION | kg | cm | L × W × H cm / kg |
|---|---|---|---|---|---|---|---|---|---|---|---|---|---|
| TBP 100 | 6-12 V | 20 › 100 Ah | • | • | 12V | — | 5/10s | | 15 min | — | 1.5 | 16×1.8×30 | 30.7×17.2×10.3 / 1.5 |
| TBP 500 | 12 V | 10 › 160 Ah | • | • | 12V | — | 15s | | 15 min | — | 3.75 | 27×26×13 | 31×28.6×18.2 / 3.8 |
| BTW 6V/12V | 6-12 V | 7 › 240 Ah | — | min 4,5 V | 12 V | — | 1s | | instant | • | 0.11 | 11×3×2 | 7.5×4.5×16.4 / 0.16 |
| BT 001 | 12 V | 7 › 230 Ah | — | • | 12 V | LED | 1s | | instant | — | 0.29 | 3×12×1.5 | 24.2×11.8×2.4 / 0.29 |
| NBT 200 | 12 V | 20 › 150 Ah | • | min 7 V | 12 V | • | 1s | | instant | — | 0.25 | 7×1.5×12 | 5×18×25.8 / 0.3 |
| DBT 410 | 6-12 V | 7 › 240 Ah | • | min 5 V | 6 / 12 V | color screen 2.4" | 1s | | instant | • | 0.24 | 8×1.8×13.4 | 4.2×8.5×15 |
| DBT 500 | 6-12 V | 7 › 240 Ah | • | min 5 V | 6 / 12 V | color screen 2.4" | 1s | | instant | • | 0.3 | 8×2×14 | 5×18.5×18.5 / 0.44 |
| DBT 710 | 6-12 V | 7 › 240 Ah | • | min 3 V | 12 / 24 V | color screen 3.2" | 1s | | instant | • | 0.9 | 10×3.5×20.5 | 10×18.4×25.3 |

| Recommendation | | | TEST: Battery/Batteries /Ladegeräte | TEST: Alternator Circuit/ Circuit alternateur/ Lichtmaschineschaltkreis | LIQUID | START /STOP ENGINE | EFB | AGM VRLA/GEL | | | | | | CURRENT CCA SAE |
|---|---|---|---|---|---|---|---|---|---|---|---|---|---|---|
| TBP 100 | 6V 12V | | 12 V | | • | — | — | — | | 20 › 100 Ah | | | | — |
| TBP 500 | 12V | | 12 V | | • | — | — | — | | | 10 › 160 Ah | | | 0 >1000 A |
| BTW 6V/12V | 6V 12V | | 12 V | | • | • | • | • | 7 › 240 Ah | | | | | 10 > 2000 A |
| BT 001 | 12V | | 12 V | | • | • | • | • | 7 › 230 Ah | | 7 › 230 Ah | | | — |
| NBT 200 | 12V | | 12 V | | • | — | — | • | | | 20 › 150 Ah | | | 200 > 1200 A |
| DBT 410 | 6V 12V | | 6-12 V | | • | • | • | • | 7 › 240 Ah | | | | | 10 > 2000 A |
| DBT 500 | 6V 12V | | 6-12 V | | • | • | • | • | 7 › 240 Ah | | | | | 100 > 2000 A |
| DBT 710 | 6V 12V | | 6-12-24 V | | • | • | • | • | 7 › 240 Ah | | | | | — |

TESTERS

# TESTERS WITH PRINTERS

| | | | | | |
|---|---|---|---|---|---|
| 056220 | x2 | 37 mm | 7.5 m | 25 mm | BT 301 / BT 501 / BT 551 |
| 056237 | x1 | 57 mm | 28 m | 50 mm | RT 777 / PBT 700 / PBT 812 / PBT 824 / PBT 924 |
| 056633 | x2 | 57 mm | 7.5 m | 25 mm | PBT 550 / PBT 600 / PBT 700 / PBT 720 / PBT 812 / PBT 824 / PBT 924 / SPM |

YouTube
PLAYLIST
BATTERY TESTERS

Included for PBT 812 / PBT 824 / PBT 924
4 wire connector = more precision
connecteur 4 fils = plus de précision

**COMPATIBILITY**
USB Barcode scanner 1D/2D for PBT 812, PBT 824, PBT 924
027718
p.36

Languages - Sprachen

| | GB | FR | DE | IT | ES | PT | CZ | NL | PL | RU | TR | CN | JP | KR | IR |
|---|---|---|---|---|---|---|---|---|---|---|---|---|---|---|---|
| DBT 410 | | | | | | | | | | | | | | | |
| DBT 500 | | | | | | | | | | | | | | | |
| DBT 710 | | | | | | | | | | | | | | | |
| PBT 550 | | | | | | | | | | | | | | | |
| PBT 720 | | | | | | | | | | | | | | | |
| PBT 812 | | | | | | | | | | | | | | | |
| PBT 824 | | | | | | | | | | | | | | | |
| BTW 6V/12V | | | | | | | | | | | | | | | |
| PBT 924 | | | | | | | | | | | | | | | |

×6 Languages Sprachen

NEW DESIGN

Approvals
Homologations
Zulassungen

**XL Full Color screen**
- Complete analysis
- Historical data
- Graphical data analysis
  Waveform function
- Download app & Print

×12 Languages Sprachen

NEW

**Color screen**
- Complete analysis
- Historical data
- Graphical data analysis
  Waveform function
- Battery-management software

×10 Languages Sprachen

NEW DESIGN

1.8 m

**LCD screen**
- Complete analysis
- Battery-management software

×10 Languages Sprachen

NEW DESIGN

LCD COLOR

1.8 m

**Color screen**
- Complete analysis
- Historical data
- Graphical data analysis
  Waveform function
- Battery-management software

×10 Languages Sprachen

NEW 07 2025

1.8 m

## PRINTER • 12 V

**PBT 550**
12 V | 30 › 220 Ah
START STOP | ALTERNATOR 12 V
024199

×2 (included)
056633

## PRINTER • 6 / 12 V

**PBT 720**
6/12 V | 7 › 240 Ah
START STOP | ALTERNATOR 6/12/24 V
083240

×2 (included)
056633

**PBT 812**
6/12 V | 7 › 240 Ah
START STOP | ALTERNATOR 12/24 V
076686

×1 (included)
056237

## PRINTER • 6 / 12 / 24 V (2x12)

**PBT 824**
6/12/24 (2X12) V | 7 › 240 Ah
START STOP | ALTERNATOR 12/24 V
025738

×1 (included)
056237

**PBT 924**
6/12/12 V parallel/24 (2X12) V | 7 › 240 Ah
START STOP | ALTERNATOR 12/24 V
088306

×1 (included)
056237

| | | | | TEST | | | PRINT PAPER | DIGITAL | RESULT | | TEMPERATURE COMPENSATION | | kg | cm | L × W × H cm / kg |
|---|---|---|---|---|---|---|---|---|---|---|---|---|---|---|---|
| | | | | A | V | CHARGE & START SYSTEM VEHICLE | | | | | | | | | |
| MADE IN CHINA | PBT 550 | 12 V | 30 › 220 Ah | • | min 6 V | 12 V | • | back-lit/rétro-éclairé | 1s | instant | • | — | 0.55 | 55 × 25 | 29 × 23 × 9 / 0.9 |
| | PBT 720 | 6-12 V | 7 › 240 Ah | • | min 3 V | 6/12/24 V | • | colour screen 3.2" | 1s | instant | • | 2 x 3.7 V - 2 A lithium-ion polymer batteries | 0.9 | 26 × 10.5 × 5 | 27.2 × 36.4 × 9.3 / 2 |
| | PBT 812 | 6-12 V | 7 › 240 Ah | • | min 1.5 V | 12/24 V | • | colour TFT display 2.8" | 1s | instant | • | 6 x 1.5 V LR6-AA or 18650 lithium battery (not included) | 0.7 | 28 × 14 × 7.5 | 34 × 47 × 11.5 / 3.1 |
| | PBT 824 | 6-12 - 24V (2x12V) | 7 › 240 Ah | • | min 1.5 V | 12/24 V | • | back-lit 4 colours /rétro-éclairé | 1s | instant | • | 6 x 1.5 V LR6-AA | 0.7 | 25 × 4.5 × 13 | 40 × 28 × 9 / 2.3 |
| | PBT 924 | 6-12 V 12 V parallel 24V (2x12V) | 7 › 240 Ah | • | min 1.5 V | 12/24 V | • | colour TFT display 2.8" | 1s | instant | • | 6 x 1.5 V LR6-AA or 18650 lithium battery (not included) | 0.7 | 28 × 14 × 7.5 | 34 × 47 × 11.5 / 3.1 |

| Recommendation | TEST: Battery/Batteries/ Ladegeräte | Alternator Circuit/ Circuit alternateur/ Lichtmaschineschaltkreis | | PRINT PAPER | LIQUID | START /STOP ENGINE | EFB | AGM VRLA/GEL | | | | | | | CURRENT CCA SAE |
|---|---|---|---|---|---|---|---|---|---|---|---|---|---|---|---|
| PBT 550 | 12V | | 12 V | • | • | • | • | • | | | 30 › 220 Ah | | | | 100 > 2000 A |
| PBT 720 | 6V 12V | | 6-12-24 V | • | • | • | • | • | 7 › 240 Ah | | | | | | 10 > 2000 A |
| PBT 812 | 6V 12V | | 12 V | • | • | • | • | • | 7 › 240 Ah | | | | | | 25 > 3000 A |
| PBT 824 | 6V 12V 24V (2X12) | | 12-24 V | • | • | • | • | • | 7 › 240 Ah | | | | | | 40 > 2000 A |
| PBT 924 | 6V 12V 24V (2X12) | | 12-24 V | • | • | • | • | • | 7 › 240 Ah | | | | | | 40 > 2000 A |

# POWER INVERTERS

12/24 V DC › 230 V AC

Available for UK socket

## MSW / PSW TECHNOLOGY

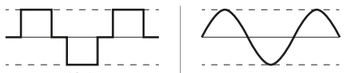


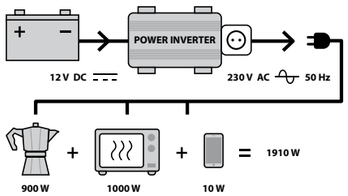


- Under-voltage / Over-voltage / Overload / Overheating / Output short-circuit
- Tension faible / Surtension / Surcharge / Surchauffe / Court-circuit
- Unterspannung / Überspannung / Überlastung / Überhitzung / Kurzschluss am Ausgang

Power based on output voltage
Puissance en fonction de la tension de sortie
Leistung in Abhängigkeit von der Ausgangsspannung

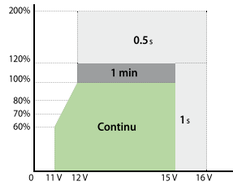


Power based on temperature
Puissance en fonction de la température
Leistung in Abhängigkeit von der Temperatur

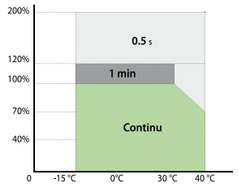


## PSW REMOTE CONTROL

For 601W-12

For 1002W RC-12, 1502W RC-12, 2002W RC-12, 2002W RC-24

Input = 888 V
Output = 888 W

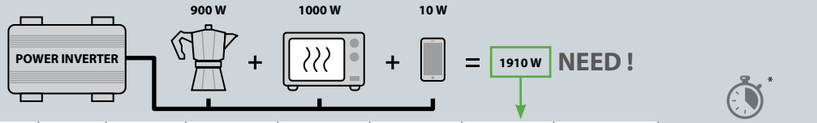


**SELECT THE RIGHT POWER INVERTER**
- CHOISISSEZ VOTRE CONVERTISSEUR
- WÄHLEN SIE IHREN WECHSELRICHTER

| | CONVERGYS 150 | CONVERGYS 300 | PSW 601W RC-12 | PSW 1002W RC-12 | PSW 1502W RC-12 | PSW 2002W RC-12 | PSW 2002W RC-24 | MSW 82000 | 70 Ah | 200 Ah |
|---|---|---|---|---|---|---|---|---|---|---|
| | 12 V | | | | | | 24 V | | | |
| **HOME APPLIANCE - ÉLECTROMÉNAGER** | | | | | | | | | | |
| Microwave - Micro-Ondes - Mikrowelle | | | | 700 - 1000 W | | | | | 30 - 50 min | 1 h 30 - 2 h |
| Toaster - Grille Pain | | | | | 800 - 1500 W | | | | 20 - 40 min | 1 h - 2 h |
| Fridge - Réfrigérateur - Kühlschrank (40 L) | | | | | | | | 45 W | 12 h | 35 h |
| Kettle - Bouilloire - Wasserkocher | | | | 700 - 2500 W | | | | | 15 - 45 min | 35 min - 2 h |
| Espresso coffee maker - Cafetière espresso - Espresso-Maschine | | | | 1000 - 1600 W | | | | | 20 - 30 min | 1 h - 1 h 30 |
| Drip coffee maker - Cafetière filtre - Filterkaffee-Maschine | | | | 800 - 1200 W | | | | | 25 - 40 min | 1 h 30 - 2 h |
| **ELECTRONIC - ÉLECTRONIQUE** | | | | | | | | | | |
| Mobile phone - Téléphone - Telefon | | | | | | | | 5 - 10 W | 55 - 110 h | 155 - 310 h |
| Laptop - Ordinateur portable | | | | | | | | 60 - 95 W | 5 - 9 h | 16 - 28 h |
| Radio | | | | | | | | 10 - 40 W | 14 - 55 h | 40 - 155 h |
| TV 15" | | | | | | | | 40 W | 13 h 30 | 39 h |
| TV 21" | | | | | | | | 50 W | 11 h | 31 h |
| Video game console - Console de jeux vidéo - Konsole für Videospiele | | | | | | | | 39 - 100 W | 5 - 13 h | 16 - 39 h |
| Camera - Appareil photo - Fotoapparat | | | | | | | | 4 - 19 W | 25 - 135 h | 78 - 390 h |
| **COMFORT - CONFORT** | | | | | | | | | | |
| Light - Eclairage - Beleuchtung | | | | | | | | 100 W | 5 h 30 | 16 h |
| Electrical heater - Chauffage électrique - Elektrische Heizung | | | | | | | 1800 - 2500 W | | 12 - 20 min | 35 - 45 min |
| Fan - Ventilateur - Lüfter | | | | | | | | 50 W | 11 h | 31 h |
| Hairdryer - Sèche cheveux - Fön | | | | 1000 - 2000 W | | | | | 15 - 30 min | 45 min - 1h 30 |
| **SAILING - NAUTISME** | | | | | | | | | | |
| Navigation lights - Feux de navigation - Navigationslichter | | | | | | | | 24 W | 30 h | 80 h |
| Radar | | | | | | | | 24 W | 30 h | 80 h |
| Autopilot mode - Pilote automatique | | | | | | | | 60 W | 9 h | 30 h |
| GPS/Sat nav. - GPS | | | | | | | | 6 W | 110 h | 310 h |

$$\text{* Usage duration (h)} = \frac{80\,\% \times \text{Capacity (Ah)} \times \text{Optimum Efficiency (\%)} \times \text{Input DC (V)}}{\text{Power (W)}}$$

| MADE IN CHINA | Power | Peak power | Pure Sin Wave | Optimum Efficiency | Input DC | Output AC | Output USB (2.1) DC | max 150 W | | | Universal | | | | cm | L × W × H cm / kg |
|---|---|---|---|---|---|---|---|---|---|---|---|---|---|---|---|---|
| **CONVERGYS 150** | 150 W | 300 W | — | 90,5 % | 12 V | 230 V | 5 V · 2 A | • | — | 1.5 mm² | • | — | — | 0,5 kg | N/A | 8 × 16.5 × 24.7 / 0.45 |
| **CONVERGYS 300** | 300 W | 600 W | — | 85 % | 12 V | 230 V | 5 V · 2 A | • | • | 2.5 mm² | • | — | — | 0,95 kg | N/A | 21.3 × 20 × 6.8 / 0.95 |
| **PSW 601W RC-12** | 600 W | 1200 W | • | 90 % | 12 V | 230 V | 5 V · 2 A | — | cables | 6 mm² | • | • | 6 m | 2,2 kg | 26.5 × 17 × 7.5 | 31 × 22 × 12 / 2.3 |
| **PSW 1002W RC-12** | 1000 W | 2000 W | • | 90 % | 12 V | 230 V | 5 V · 2 A | — | cables | 10 mm² | • | • | 6 m | 4,7 kg | 37.5 × 21 × 10 | 44 × 27 × 16 / 4.5 |
| **PSW 1502W RC-12** | 1500 W | 3000 W | • | 90 % | 12 V | 230 V | 5 V · 2 A | — | cables | 16 mm² | • | • | 6 m | 5 kg | 37.5 × 21 × 10 | 44 × 27 × 16 / 4.6 |
| **PSW 2002W RC-12** | 2000 W | 4000 W | • | 90 % | 12 V | 230 V | 5 V · 2 A | — | cables | 22 mm² | • | • | 6 m | 6,25 kg | 38.5 × 25 × 10 | 43 × 32 × 16.5 / 5.7 |
| **MSW 82000** | 2000 W | 4000 W | — | 80 % | 24 V | 230 V | 5 V · 2 A | — | cables | 12 mm² | • | • | — | 5,8 kg | 35 × 20 × 28 | 45.3 × 26.8 × 16.1 / 4.9 |
| **PSW 2002W RC-24** | 2000 W | 4000 W | • | 90 % | 24 V | 230 V | 5 V · 2 A | — | cables | 12 mm² | • | • | 6 m | 6,25 kg | 38.5 × 25 × 10 | 43 × 32 × 16.5 / 5.7 |

## 12 V CONVERGYS

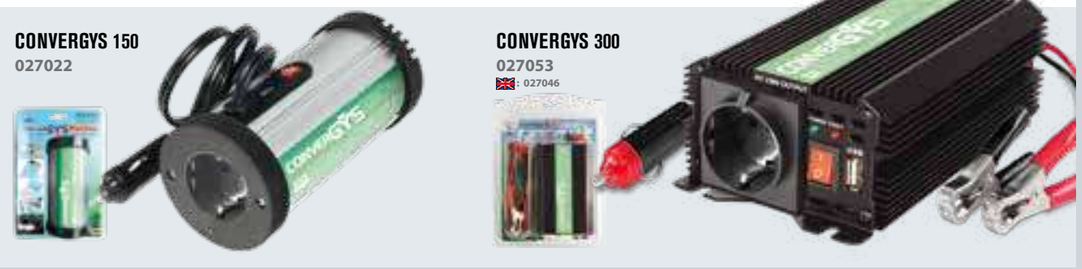

**CONVERGYS 150**
027022

**CONVERGYS 300**
027053
: 027046

## 12 V PSW PURE SINE WAVE

**PSW 601W RC-12**
067332
: 067349

**PSW 1502W RC-12**
067370
: 067387

**PSW 1002W RC-12**
067356
: 067363

**PSW 2002W RC-12**
067394
: 067400

## 24 V MODIFIED SINE WAVE

**MSW 82000**
027237
: 027244

## 24 V PSW PURE SINE WAVE

**PSW 2002W RC-24**
067417
: 067424

**INCLUDED FOR ALL**

# PORTABLE ENERGY

DC/AC

## OPTIONS

### Solar panel

for Power pack 520, 1300, 14.22, Energys DC/DC

monocrystalline
ETFE quality - 18V - 100 W max

OUTPUT
USB 1 : 5V/3A
USB 2 : 5V/3A ; 9V/2A ; 12V/1.5A
Type C : 5V/3A ; 9V/2A ; 12V/1.5A
Jack :18V/5.6A max
079410

**5 MODES**
**Light** (Low, Medium, High) / **S.O.S.** / **Flash**

### POWER PACK 1300

**1280 Wh**

**1000 W**

071988

Old design

**3 MODES**
**Light / S.O.S. / Flash**

NEW DESIGN

### POWER PACK 520

**518 Wh** | **500 W**

027961

**5 MODES**
**Light** (Low, Medium, High) / **S.O.S.** / **Flash**

NEW

### POWER PACK 14.22

**1408 Wh** | **2200 W**

085206

| USAGE DURATION | 50 W | 100 W | 250 W | 500 W | 1000 W | 1500 W | 2200 W |
|---|---|---|---|---|---|---|---|
| POWER PACK 520 | 8 h | 4 h | 1 h 40 | 50 min | — | — | — |
| POWER PACK 1300 | 20 h | 10 h | 4 h | 2 h | 1 h | — | — |
| POWER PACK 14.22 | 22 h | 11 h | 4 h 30 | 2 h 15 | 1 h 05 | 45 min | 30 min |
| POWER PACK 14.15 FC | 22 h | 11 h | 4 h 30 | 2 h 15 | 1 h 05 | 45 min | — |

**FULL PROTECTION**

Short-circuit protection,
Over-current protection,
Over-voltage protection,
Under-voltage protection
Over-load protection,
Temperature protection

**MPPT integrated**

**Solar panel compatibility**

**5 MODES**
**Light** (Low, Medium, High) / **S.O.S.** / **Flash**

NEW

**FAST CHARGE**
100% in 60min

### POWER PACK 14.15 FC

**1408 Wh** | **1500 W**

085169

## OPTIONS

### Power batt 14 External battery

NEW

for Power pack 14.15 FC

085213

1408 Wh - LiFePO4

42 × 30 × 25.5 cm / 12.8 kg

### Solar panel

for Power pack 14.15 FC

079403

monocrystalline - ETFE quality
48V - 220 W max

OUTPUT : **MC4**

NEW

| | LITHIUM Battery | | INPUT | RECHARGING TIME | | | AC OUTPUT | | | DC OUTPUT | | LIGHT | BOOSTER | | | OPTION COMPATIBILITY | | | |
|---|---|---|---|---|---|---|---|---|---|---|---|---|---|---|---|---|---|---|---|
| | CAPACITY | TYPE | | MAINS 0-100 % | SOLAR PANEL 0-100 % (depending on weather conditions) | DC CHARGING 0-100 % | 230 V / 50 Hz (Pure Sine Wave) | Rating POWER OUT | Peak Power OUT | | | | 12V Petrol & Diesel (Lead / LFP) | 1V/Cell | 0V/Cell | SOLAR PANEL | EXTERNAL BATTERY | L × W × H cm / kg | L × W × H cm / kg |
| POWER PACK 520 | 20 Ah 518 Wh | LiPo | JACK DC ø3.5 (Main / solar charging): 12-30V 80W PD USB-C (DC charging): 45W | 6 h 30 | 8 h 30 - 11 h 30 | 11 h 30 | (×2) Type C / E / F / G / I | 500 W | 750 W (3sec) | (×1) PD USB-C : 45W max (×1) QC USB-C : 18W max (×2) USB-A : 5V - 2.4A | (×2) JACK DC ø5.5 : 12V - 10A (×1) Cigarette Lighter : 12V - 10A | (×1) LED | — | — | — | • | — | 26.4 × 23.4 × 16.3 / 5.14 | 33,5 × 23 × 34.5 / 6.2 |
| POWER PACK 1300 | 50 Ah 1280 Wh | LFP | JACK DC ø5.5 (Main / solar charging): 12-30V 200W | 7 h | 12 h - 14 h | — | (×3) Type C / E / F (euro plug) | 1000 W | 2000 W | (×3) USB-A : 5V - 2.4A (×1) QC USB-A : 18W max (×2) PD USB-C : 100W max | (×2) JACK DC ø5.5 : 12V - 10A (×1) Cigarette Lighter : 12V - 10A | (×1) LED | • | 500 A | 1000 A | • | — | 36 × 27 × 28 / 17.5 | 45 × 39 × 39 / 20.6 |
| POWER PACK 14.22 | 55 Ah 1408 Wh | LFP | JACK DC ø5.5 (Main / solar charging): 12-30V 200W | 7 h 30 | 13 h - 15 h | — | (×3) Type C / E / F (euro plug) | 2200 W | 4400 W | (×3) USB-A : 5V - 2.4A (×1) QC USB-A : 18W max (×2) PD USB-C : 100W max | (×2) JACK DC ø5.5 : 12V - 10A (×1) Cigarette Lighter : 12V - 10A | (×1) LED | • | 500 A | 1000 A | • | — | 36 × 27 × 28 / 17.1 | — |
| POWER PACK 14.15 FC | 55 Ah 1408 Wh | LFP | C14 EURO PLUG (AC charging): 230Vac 1500W ANDERSON (solar charging): 30-60V 400W JACK DC ø5.5 (DC charging): 12V 120W | 1 h | 6 h - 8 h | 11 h | (×3) Type C / E / F (euro plug) | 1500 W | 3000 W | (×3) USB-A : 5V - 2.4A (×1) QC USB-A : 18W max (×2) PD USB-C : 100W max | (×2) JACK DC ø5.5 : 12V - 10A (×1) Cigarette Lighter : 12V - 10A | (×1) LED | • | 500 A | 1000 A | • | • | 36 × 27 × 28 / 19.3 | 43 × 36.5 × 33.5 / 22 |

| RECOMMENDATION | | | | | | | | | | | | | | | |
|---|---|---|---|---|---|---|---|---|---|---|---|---|---|---|---|
| POWER PACK 520 | • | • | • | • | • | • | • | | | | | | | | |
| POWER PACK 1300 | • | • | • | • | • | • | • | • | • | • | • | | | | |
| POWER PACK 14.22 | • | • | • | • | • | • | • | • | • | • | • | • | • | • | • |
| POWER PACK 14.15 FC | • | • | • | • | • | • | • | • | • | • | • | | | | |

# AIR COMPRESSOR

## NOMAD AIR COMPRESSOR
NEW 10 2025

088795

### INCLUDED



Nozzle set

USB-C / USB-C

### 5 INFLATION MODES

- Car
- Motorbike
- Ball
- Bike
- Favorites

Ultra light & Compact

INPUT USB-C

OUTPUT USB-A

### OPTION

15 W USB-C Charger
087101

15 W USB-C Charger
087354

| | LITHIUM Battery | | | | INPUT | OUTPUT | cm | kg |
|---|---|---|---|---|---|---|---|---|
| | CAPACITY | TYPE | FULL CHARGE | | | | | |
| NOMAD AIR COMPRESSOR | 2.5 Ah / 27.75 Wh | LicoO2 | 2h15 | 10 bars | USB-C : 5V/2A | (×1) USB-A : 5V - 2.1A | 6.4 × 5.65 × 17.55 | 0.61 |

# MEMORY SAVER

## NOMAD OBD MEMORY SAVER
NEW

085480

FULL PROTECTION

Ultra light & Compact




| INSIDE | MEMORY SAVER | | | |
|---|---|---|---|---|
| Li-ion 12 V - 2 Ah | OBD < 4 A | < 4 A | 14.5 × 7.2 × 3.5 cm | 515 g |

### 2 POSSIBILITIES

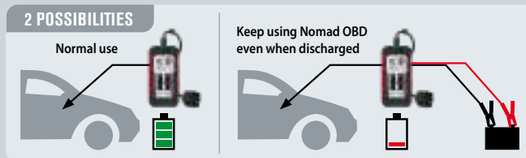


## Connected to booster

### CABLE OBD
- Câble OBD
- Kabel für OBD

MEMORY AUTO SAVE CABLE OBD
Fuse 7,5 A - 1,5 m
054202



# EV CHARGING

Rechargement EV • Laden für Elektrofahrzeuge • Carga de EV • Ricarica per veicoli elettrici

6 A › 32 A

| Power Grid | | RECHARGE TIME (20 to 100%)* | | | | | | | | | | | | | |
|---|---|---|---|---|---|---|---|---|---|---|---|---|---|---|---|
| | | 230 V (1 ph) | | | | | | | 400 V (3 ph) | | | | | | |
| | | 6 A 1.4kW | 8 A 1.8kW | 10 A 2.3kW | 13 A 2.9kW | 16 A 3.7kW | 20 A 4.6kW | 32 A 7.4kW | 6 A 4.1kW | 8 A 5.5kW | 10 A 6.9kW | 13 A 8.9kW | 16 A 11kW | 20 A 14kW | 32 A 22kW |
| Example of battery capacity | 10 kW | 6 h | 4 h30 | 3 h30 | 3 h | 2 h | 1 h30 | 1 h | 2 h | 1 h30 | 1 h | 50 min | 40 min | - | - |
| | 20 kW | 12 h | 9 h | 7 h | 5 h30 | 4 h30 | 3 h30 | 2 h | 4 h | 3 h | 2 h30 | 2 h | 1 h30 | - | - |
| | 50 kW | 29 h | 22 h | 18 h | 13 h | 11 h | 9 h | 5 h30 | 9 h | 7 h30 | 6 h | 4 h30 | 3 h | 2 h30 | 1 h30 |
| | 60 kW | 35 h | 26 h | 21 h | 16 h | 13 h | 10 h30 | 6 h30 | 11 h30 | 9 h | 7 h | 5 h30 | 4 h | 3 h30 | 2 h |
| | 70 kW | 40 h | 30 h | 24 h | 19 h | 15 h | 12 h | 7 h30 | 13 h30 | 10 h | 8 h | 6 h30 | 5 h | 4 h | 2 h30 |
| | 80 kW | 46 h | 34 h | 27 h | 22 h | 17 h | 14 h | 8 h30 | 15 h30 | 11 h30 | 9 h | 7 h | 6 h | 4 h30 | 3 h |

*Indicated values

### INCLUDED

| | 075320 | 080676 |
|---|---|---|
| 16 A / 1ph | ✓ | – |
| 13 A / 1 ph | – | ✓ |
| 32 A / 3 ph | ✓ | ✓ |
| 16 A / 1 ph | – | ✓ |

more output options...

available on request

IP 65

23 × 16 × 9 cm
46 × 20.5 × 38 cm / 6 kg

## SUPER PRO SMART EV CHARGE

6 → 32A | 1ph / 3ph

075320
080676

TIMER FUNCTION
Delay start 1h → 24h

## EV CHARGING - PORTABLE

10/16 A | 1 ph

028975

## EV CHARGING - STANDARD CABLES

32 A | 1 ph

079687

32 A | 3 ph

079694

## EV CHARGING - SPIRAL CABLE

32 A | 1 ph

028982

| | IP | $U_1$ | $I_1$ | P | | | | |
|---|---|---|---|---|---|---|---|---|
| SUPER PRO SMART EV CHARGE | 65 | 1 ph / 3 ph + N | 6/8/10/13/16/20/32 A | 1,4 → 22kW | • | – | 5 m | Type 2 |
| EV CHARGING PORTABLE | 66 | 1 ph | 10 / 16 A | 2,3 / 3,7kW | • | – | | Type 2 |
| EV CHARGING SPIRAL CABLE | 66 | 1 ph | 32 A | 7,4 kW | – | • | | Type 2 |
| EV CHARGING STANDARD CABLES | 55 | 1 ph | 32 A | 7,4 kW | – | • | | Type 2 |
| | 55 | 3 ph | 32 A | 22 kW | – | • | | |

### OPTION

21 × 43 × 57 cm

060432

# EV BATTERY ACCESSORIES

## EQUIPMENT FOR OPERATIONS ON ELECTRIC AND HYBRID VEHICLES - Équipements pour opérations sur véhicules électriques & hybrides - Ausrüstung für den Betrieb von Elektro- und Hybridfahrzeugen

**FACE SHIELD WITH HEADBAND**
**- ÉCRAN FACIAL AVEC SERRE-TÊTE**
068018

**INSULATING GLOVES (T10)**
**- GANTS ISOLANTS (T10)**
068025

**25 pieces insulated tools 1000V - Coffret de 25 outils isolés 1000V**
**- Box mit 25 isolierten Werkzeugen 1000V**
066489

| | |
|---|---|
| 7/8/10/12/14/15/17/19/22 mm sockets - Douilles 7/8/10/12/14/15/17/19/22 mm | x 9 |
| 175 mm universal pliers in chrome vanadium - Pince universelle de 175 mm en chrome vanadium | x 1 |
| Cutting pliers 150 mm in chrome vanadium - Pince coupante 150 mm en chrome vanadium | x 1 |
| 3/8" ratchet - Cluqiet en 3/8" | x 1 |
| Extension 100 mm - Rallonge 100 mm | x 1 |
| T-handle - Poignée en T | x 1 |
| Open ended wrenches 7/8/10/12/14/17 mm - Clés plates à fourches 7/8/10/12/14/17 mm | x 6 |
| Cable knife - Couteau pour câble | x 1 |
| Philips PhH1x100/PhH2x100 mm screwdriver - Tournevis Philips PhH1x100/PhH2x100 mm | x 2 |
| Flat screwdriver 5.5x125 / 4x100 mm - Tournevis plats 5.5x125/4x100 mm | x 2 |

**Kit for marking the area of intervention**
**- Kit pour le balisage de la zone d'intervention**
**- Kennzeichnungsset für Hochvolt-Bereiche**
064409

| | |
|---|---|
| Red and white warning pole - Balise de signalisation rouge et blanche | x 4 |
| Red and white bounding line - Chaîne de délimitation rouge et blanche | x 1 |
| Sign board "*Danger, working area EHV*" - Pancarte de signalisation "*Danger, zone de travail VEH*" | x 2 |

## TROUSERS - Pantalon - Hose

EN ISO 11612 A1+A2-B1-C1-E3-F1
EN ISO 11611 Class 2-A1 & A2
EN 1149-5
IEC 61482-2 Class 1-4kA
EN 14404 +A1 Type 2

98% cotton, 2% antistatic

**S** (40/42) 046368
**M** (44/46) 046375
**L** (48/50) 046382
**XL** (52/54) 046399
**XXL** (56/58) 046412

## JACKET - Veste - Jacke

IEC 61482-2 Class 1-4kA
EN ISO 11612 A1+A2-B1-C1-E3-F1
EN 14404 +A1 Type 2
EN ISO 11611 Class 2-A1 & A2
EN 1149-5

98% cotton, 2% antistatic

| | |
|---|---|
| S (40/42) | 046313 |
| M (44/46) | 046320 |
| L (48/50) | 046337 |
| XL (52/54) | 046344 |
| XXL (56/58) | 046351 |



# EV BATTERY LIFT



## 1T MOBILE LIFTING TABLE WITH HYDROPNEUMATIC PUMP

- Table élévatrice mobile 1 tonne avec pompe hydropneumatique - Mobiler 1-Tonnen -Hubtisch mit hydropneumatischer Pumpe

083912
Weight : 385 kg

**Hydropneumatic pump**
- Pompe hydropneumatique

110 s | 30 s

## 1.2T LIFTING TABLE FOR ELECTRIC VEHICLE BATTERIES

- Table de levage 1.2T pour batteries de véhicule électrique - 1,2T Hubtisch für Elektrofahrzeugbatterien

083929
Weight : 760 kg

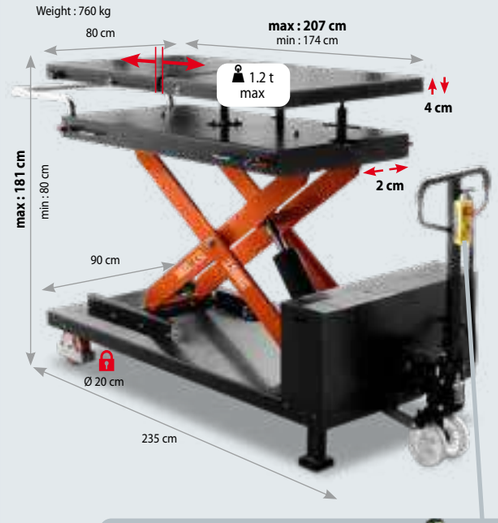


230 V ~1 phase 50 Hz

FAST : 45 s | PRECISE : 170 s | 40 s



# BATTERY LIFT

## DIABLE JOBSITE XL

039568
18.3 kg 66 x 47 x 20 cm / 19.5 kg

## MULTITOOL TRUCK

**max 200 kg**

067158
90 kg
123 x 79 x 39 cm / 95 kg

**INCLUDED**



# WORKSHOP EQUIPMENT

## ROUND STOOL WITH TOOL STORAGE
- Tabouret - Werkstatt-Rollhocker

057555
38 x 38 x 44 cm - 5.2 kg
41 x 19 x 41 cm / 5.6 kg

## 3-DRAWER WORKSHOP STOOL - Tabouret d'atelier 3 tiroirs - Werkstatthocker 3 Schubladen

079878
47 x 35 x 43 cm / 12 kg
38.5 x 37 x 38.5 cm / 13 kg

## MECHANICS CREEPER WITH TILTING HEADREST - Chariot de visite - Werkstatt-Rollliege

057548
102 x 43 x 11 cm / 5.3 kg
104 x 45 x 13 cm / 6 kg

## 2 IN 1 MECHANICS CREEPER
- Chariot de visite 2 en 1 - Werkstatt-Rollliege

079861
102 x 40 x 14 cm
40 x 13 x 63 cm - 7,6 kg

## PLASTIC STOOL WITH TOOL STORAGE
- Tabouret en plastique avec rangements - Kunststoffhocker

085916
3.9 kg
61 x 36 x 16 cm / 4.6 kg

## FOLDING STEP STOOLS - Marche pieds (Aluminium)
- Arbeitspodest klappbar

080041
7.3 kg
100 x 39.5 x 19 cm / 8.1 kg

057562
7.9 kg
102 x 39 x 19 cm / 8.5 kg

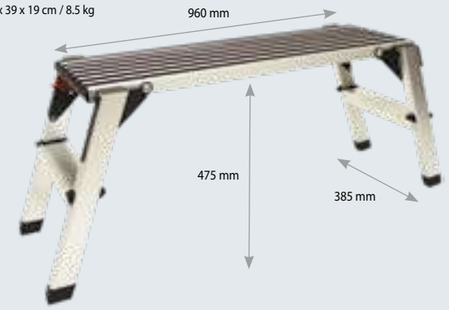


058552
113 x 41 x 16 cm / 16 kg
117 x 42 x 17 cm / 17 kg

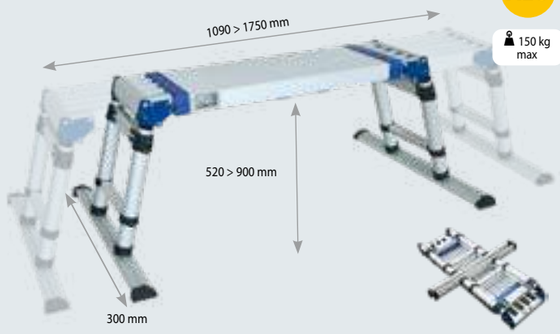


## WORKSTATION PREMIUM 5 DRAWERS
- Servante premium 5 tiroirs

076143
64 kg
Capacity 320 kg

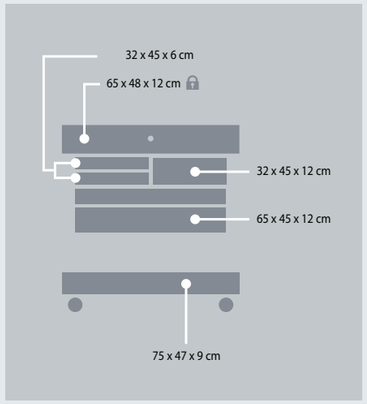

## PLASTIC TROLLEY 3 SHELVES
- Servante plastique 3 plateaux

087309

## WORKSTATION 3 SHELVES 1 DRAWER
- Servante d'atelier 3 plateaux 1 tiroir

088023

# ACCESSORIES

## MANUAL TOOL FOR BLIND RIVETS
- Riveteuse manuelle - Manueller Blindnietgerät

For BLIND rivets - Pour rivets POP
- Für Blindniet

| | |
|---|---|
| Steel / Acier | Ø 3.2/4.0/4.8/6./6.4 |
| Alu | Ø 3.2/4.0/4.8/6./6.4 |

061323

Made in Taiwan

## MAGNETIC COVER - Couverture magnétique - Magnetschutzdecke

1.06 m x 0.6 m
061446

## PROTECTION GOGGLES
- Lunettes de protection - Schutzbrillen

EN 166

Shade/IR0
042810

Shade/IR0
042827

Shade/IR5
042841

Shade/IR0
047778

Shade/IR0
047792

## INFRARED THERMOMETER
- Thermomètre infrarouge

Adjustable emissivity : **0.10 ~ 1.00**

**-50 / +600 °C**
-58 / +1112°F

079922

## GLOVES - Gants - Handschuhe - Guantes

Anti-cut
- Anti coupure
T9
045897

EN388
4342

✓ **touch screen friendly**
**- écran tactile**

High resistance anti-cut
Anti coupure
haute résistance
**EN 420**
**EN 388:4121**
T9 : 045910
T10 : 045927

High dexterity anti-cut
- Anti coupure haute
dextérité
**EN 420**
**EN 388:1121**
T9 : 045903
T10 : 045934

Ultra Flexible

T10
064188

EN388
2003

EN420
2003

## HEAT COVER - Couverture anti-chaleur - Hitzeschutzdecke - Manta anti-calor - Protecção anti-aquecimento

PROTEC 550
550°C/1000°F - **Class M0**
2 m x 2 m - 580 g/m²
050495

PROTEC 1200
1200°C/2200°F - **Class M0**
1.75 m x 1.5 m - 1200 g/m²
050204

PROTEC 1300
1300°C/2400°F - **Class M0**
**XL** : 2 m x 1.8 m 620 g/m²
053595

PROTEC 1300L
1300°C/2400°F
**XL** : 2 m x 1.8 m 427 g/m²
060500

## SET OF 2 MAGNETS
- Jeu de 2 aimants
- Schweißmagnet

(x2)
052291

## RESPIRATORY MASKS - Masques respiratoires - Atemschutzmaske - Máscaras respiratorias

FFP3 - EN 140 / EN 143 / EN 166
(x1) Size M/L
037021

FFP3 - EN 140 / EN 143
(x1) Size M/L
037014

Étui /Case
037045

FFP3 - EN 143 : 2000 P3
Anti poussières
/ Anti odeurs
037038



# JUMPER CABLES

320 A › 1000 A

| | | | | |
|---|---|---|---|---|
| 056206 | | | | |
| 564015 | | | | |
| 056404 | | | | |
| 056602 | | | | |
| 056190 | | | | |
| 056312 | | | | |
| 056329 | | | | |
| 056336 | | | | |
| 056343 | | | | |
| 056558 | | | | |
| 056541 | | | | |
| 056619 | | | | |

## PRO BRASS CLAMPS

### BRASS CLAMPS, NON-INSULATED - Pinces laiton, non isolées -
Messingklemmen, nicht isoliert - Pinzas de latón, no aisladas - Morsetti in ottone non isolati

MADE IN CHINA

MADE IN FRANCE

| | | | x 8 | | TYPE |
|---|---|---|---|---|---|
| 056206 | **320 A** | 3 m | — | 16 mm² | (CCA) |
| 564015 | **500 A** | 3 m | — | 25 mm² | (CCA) |
| 056404 | **700 A** | 4,5 m | — | 35 mm² | (CCA) |
| 056602 | **1000 A** | 5,1 m | — | 50 mm² | **(100% Cu)** |
| 056190 | **1000 A** | 4,5 m | INCLUDED | 50 mm² | **(100% Cu)** |

## PRO INSULATED CLAMPS

### INSULATED CLAMPS - Pinces isolées • Isolierte klemmen -
Pinzas aisladas - Morsetti isolate

MADE IN CHINA

MADE IN FRANCE

| | | ESSENCE BENZINE PETROL | DIESEL | | x 8 | | TYPE | DIN 72553 |
|---|---|---|---|---|---|---|---|---|
| 056312 | **200 A** | 1,5 l | | 3 m | — | 10 mm² | ≈ Ø Cu | — |
| 056329 | **320 A** | 2,5 l | | 3 m | — | 16 mm² | ≈ Ø Cu | • |
| 056336 | **500 A** | 5,5 l | 3 l | 3,5 m | — | 25 mm² | ≈ Ø Cu | • |
| 056343 | **700 A** | 7 l | 4 l | 4,5 m | — | 35 mm² | ≈ Ø Cu | • |
| 056558 | **1000 A** | 7 l | 4 l | 4,5 m | INCLUDED | 50 mm² | **(100% Cu)** | — |

## SUPER PRO INSULATED CLAMPS

MADE IN FRANCE

| | | | | TYPE |
|---|---|---|---|---|
| 056541 | **700 A** | 4,5 m | **35 mm²** | **100% Cu** |

| | | | | TYPE |
|---|---|---|---|---|
| 056619 | **1000 A** | 5 m | **50 mm²** | **100% Cu** |

# ACCESSORIES

Current clamp
- Pince ampèremétrique
- Strommesszange

400 A 053991
600 A 053984

## CLAMPS - Pinces • Klemmen • Pinzas • 充电夹

| | 40 A | 60 A | 60 A | 200 A | 300 A | 600 A | 650 A | 700 A | 850 A | 1000 A | 300 A | 600 A |
|---|---|---|---|---|---|---|---|---|---|---|---|---|
| I 100% | 30 A | 60 A | 60 A | 100 A | 200 A | 120 A | 120 A | 120 A | 170 A | 200 A | - | - |
| I peak | 75 A | 150 A | 150 A | 200 A | 300 A | 600 A | 650 A | 700 A | 850 A | 1000 A | - | - |
| max | ⌀ 30 mm | ⌀ 25 mm | ⌀ 25 mm | ⌀ 38 mm | ⌀ 45 mm | ⌀ 40 mm | ⌀ 35 mm | ⌀ 28 mm | ⌀ 44 mm | ⌀ 55 mm | ⌀ 38 mm | ⌀ 38 mm |
| max | 2.5 mm² | 10 mm² | 16 mm² | 16 mm² | 25 mm² | 35 mm² | 25 mm² | 25 mm² | 35 mm² | 70 mm² | 50 mm² | 95 mm² |
| | ●● (×2) 053106 | ● 055537 | Compact ● 071896 ● 071889 ●● (×2) 071872 | ● 053502 ● 053403 | ● 053700 ● 053601 | ● 053779 ● 053786 | ● 055551 ● 055544 | ● 025783 ● 025776 | ● 053816 ● 053793 | ● 025769 ● 025752 | 038059 | 038066 |

## CABLE LUGS • Cosses • Terminal Kabelschuhe • Kabelschoen

| | | | |
|---|---|---|---|
| 16 mm² | M10 | ×10 | 038219 |
| 25 mm² | M10 | ×10 | 038226 |
| 35 mm² | M14 | ×10 | 038233 |
| 50 mm² | M14 | ×10 | 038240 |

| | | | |
|---|---|---|---|
| 75 mm² | M16 | ×10 | 038257 |
| 125 mm² | M15 | ×5 | 038264 |

| | | | |
|---|---|---|---|
| 25 mm² | M5 | ×100 | 047525 |
| 35 mm² | M6 | ×100 | 047532 |
| 50 mm² | M10 | ×100 | 047549 |

| | | | |
|---|---|---|---|
| 10 mm² | M16 | ×100 | 047501 |
| 16 mm² | M15 | ×100 | 047518 |

| | | | |
|---|---|---|---|
| 70 mm² | M10 | ×100 | 047556 |
| 95 mm² | M10 | ×50 | 047570 |

## CABLES EN 60245-6/H01N2-D (Rubber - Caoutchouc)

EN 60974-9



| ⌀ | ↔ L | | A (60%) | A (35%) |
|---|---|---|---|---|
| 16 mm² | 100 m | 046252 | 121 | 131 |
| | ⌀ x m | 046207 | | |
| 25 mm² | 5 m | 045408 | 165 | 185 |
| | 100 m | 046603 | | |
| | ⌀ x m | 046306 | | |
| 35 mm² | 100 m | 046702 | 211 | 243 |
| | ⌀ x m | 046405 | | |
| 50 mm² | 100 m | 046801 | 275 | 323 |
| | ⌀ x m | 046757 | | |
| 70 mm² | ⌀ x m | 046832 | 351 | 419 |
| 95 mm² | ⌀ x m | 046863 | 433 | 527 |

## HIGH FLEXIBILITY ELECTRICAL CABLES



| ⌀ | ↔ L | | | A (60%) | A (35%) |
|---|---|---|---|---|---|
| 10 mm² | 100 m | 054882 | 054875 | 88 | 92 |
| | 20 m | 056107 | 056091 | | |
| 16 mm² | 100 m | 054905 | 054899 | 120 | 130 |
| | 20 m | 056121 | 056114 | | |
| 25 mm² | 100 m | 054929 | 054912 | 164 | 184 |
| | 20 m | 056145 | 056138 | | |
| 35 mm² | 100 m | 054943 | 054936 | 210 | 240 |
| | 20 m | 056169 | 056152 | 210 | 240 |
| 50 mm² | 100 m | 054967 | 054950 | 273 | 320 |
| | 20 m | 056183 | 056176 | 273 | 320 |
| 70 mm² | 50 m | — | 056565 | 310 | 380 |

## DINSE CONNECTORS • Connecteurs Texas • Stecker • Conectores



CM

CF

| | I A max | ⌀ mm² | ⌀ mm | ⌀ mm | Compatibility | | Ref. |
|---|---|---|---|---|---|---|---|
| CFM 25.14 | 200 | 10/25 | 14 | 9 | CM 25.14, CF 25.14 | x1 | 045507 |
| CFM 50.21 | 300 | 35/50 | 21 | 13 | CM 50.21, CF 50.21 | x1 | 045606 |
| CFM 70.21 | 400 | 50/70 | 21 | 13 | CM 70.21 | x1 | 047488 |
| CM 25.14 | 200 | 10/25 | 14 | 9 | CF 25.14 | x20 | 045668 |
| CM 50.21 | 300 | 35/50 | 21 | 13 | CF 50.21 | x10 | 045613 |
| CM 70.21 | 400 | 50/70 | 21 | 13 | CF 70.21 | x5 | 045750 |
| CM 95.24 | 500 | 70/95 | 24 | 13 | CF 95.24 | x5 | 047495 |
| CF 25.14 | 200 | 10/25 | 14 | 9 | CM 25.14 | x30 | 045651 |
| CF 50.21 | 300 | 35/50 | 21 | 13 | CM 50.21 | x10 | 045620 |
| CF 70.21 | 400 | 50/70 | 24 | 13 | CM 70.21 | x5 | 045736 |
| CF 95.24 | 500 | 70/95 | 24 | 13 | CM 95.24 | x5 | 072374 |



## ANTI-ARC PROTECTION

041318

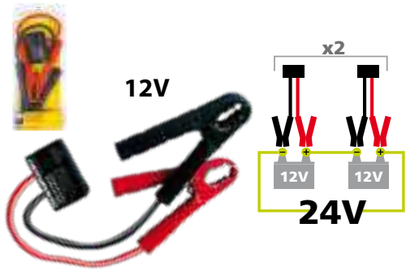


## ACIDIMETER (PH METER)

054103

## BATTERY TERMINAL CLEANING BRUSH

027572

## ADJUSTABLE BATTERY CARRIER

058354

## QUICK CONNECTORS

ø 10 mm / 50 mm²
I max = 1000 A
054455

## FUSES • Fusibles • Sicherungen • Fusibles • 保险丝




×5

| | |
|---|---|
| 6.3 A | 054578 |
| 10 A | 056527 |

×10

| | |
|---|---|
| 10 A | 054530 |
| 15 A | 054493 |
| 20 A | 054509 |
| 25 A | 054516 |
| 30 A | 054523 |
| 40 A | 054554 |

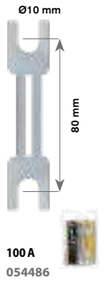


| | |
|---|---|
| 100 A | 054486 |




×2

M5

| | |
|---|---|
| 100 A | 054394 |

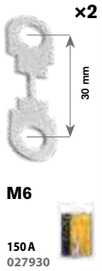


×2

M6

| | |
|---|---|
| 150 A | 027930 |

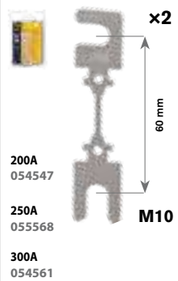


×2

M10

| | |
|---|---|
| 200A | 054547 |
| 250A | 055568 |
| 300A | 054561 |

×2

M5

| | |
|---|---|
| 40 A | 054646 |
| 50 A | 054622 |
| 80A | 054653 |
| 125A | 054585 |
| 150A | 054639 |

M6

| | |
|---|---|
| 40 A | 071599 |

## BATTERY TERMINAL • Cosses batterie • Polklemmen • Terminales batería • 电池端子

×1

| | ⌀ ø 10 mm / 35 mm² | | ⌀ ø 13 mm / 50 mm² | | ⌀ ø 16 mm / 70 mm² |
|---|---|---|---|---|---|
| ⊕ & ⊖ 054400 | | | | | |
| ⊕ | ×25 054431 | ×25 054332 | ×25 054417 | ×25 054356 | ×25 054370 |
| ⊖ | ×25 054448 | ×25 054349 | ×25 054424 | ×25 054363 | ×25 054387 |




67 W Fast USB-C Charger
✓ Nomad Power PRO 901 FC
087132

15 W USB-C Charger
✓ Nomad Power 401 / 501
✓ Nomad Power PRO 701 / PRO 801 / PRO 901 FC
087101

15 W USB-C Charger
✓ Nomad Power 401 / 501
✓ Nomad Power PRO 701 / PRO 801 / PRO 901 FC
087354

## SOLAR POWERED CHARGER WITH ACCESSORIES • Kit solaire de maintien de charge avec accessoires • Solarpanel zur Ladeerhaltung mit Zubehör • Kit solar de mantenimiento de carga

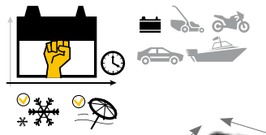

4.5W

072411

## SOLAR PANEL • Panneau solaire • Solarpanel • Panel solar

monocrystalline - ETFE quality
18V - 100 W max

OUTPUT
USB 1 : 5V/3A
USB 2 : 5V/3A ; 9V/2A ; 12V/1.5A
Type C : 5V/3A ; 9V/2A ; 12V/1.5A
Jack :18V/5.6A max

compatible with Energys DC/DC 50.12/24

079410

monocrystalline - ETFE quality
48V - 220 W max

OUTPUT
MC4

compatible with Power pack 14.15 FC

079403

## INSPECTION LAMP - Lampe inspection - Inspektionslampen

### FRONTAL INSPECTION LAMP 280 L

**100-280 lumens**

3 W COB LED
80 CRI+, 6500 K
3.7 V - 1500 mAh Li-po
micro USB charging
**operating time**
High position : 2 h
Low position : 6 h

IP 65 / 7.8 × 4.7× 4.2 cm
40 × 8.8 × 5.5 cm / 200 g

060845




### PORTABLE LAMP 400 L

**400 lumens**

COB LED
Li-ion
Charging time : 8h
**operating time**
High position : 2.5 h
Low position : 5 h
Top light (1 W) : 6 h

23 × 6.5 × 4 cm / 480 g
13 × 7 × 23.5 cm

059153

### HANDS-FREE TORCH 360 L

**180-360 lumens**

NEW 08 2025

3.7 V - 2200 mAh Li-ion
Charging time: 3.5 h
**operating time**
High position : 3 h
Low position : 6 h

26 × 15.9 × 2.5 cm
3.5 × 30 × 16 cm

088559

### INSPECTION LAMP MINI 350 L

**0-350 lumens**

COB LED
3.7 V - 1100 mAh Li-ion
USB charging (3 h)
**operating time**
3 > 6.5 h

IP 20

075894

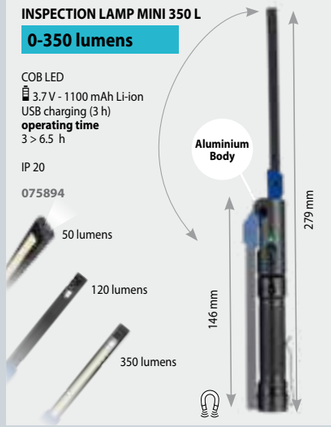


### INSPECTION LAMP PRO 800 L

**120-800 lumens**

COB LED
3.7 V - 2600 mAh Li-ion
USB charging (4 h)
**operating time**
2.5 > 9 h

IP 54

075900

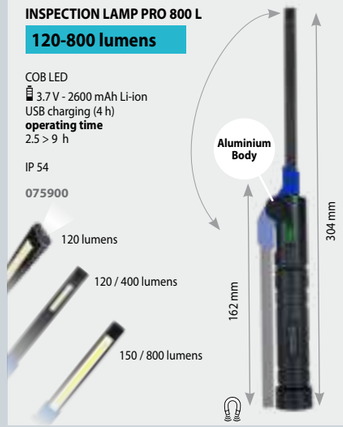


## UNDER BONNET LAMP - Lampe sous capot - Leuchte für Motorhaube

### UNDER BONNET LAMP 600 L

**500-1000 lumens**

120 COB LED
3.7V - 4000 mAh Li-ion
charging time : 10/12 h
**operating time**
High position : 4 h
Low position : 8 h

26 × 10 × 10 cm
2.3 kg
23.5 × 12 × 69.5 cm

059962

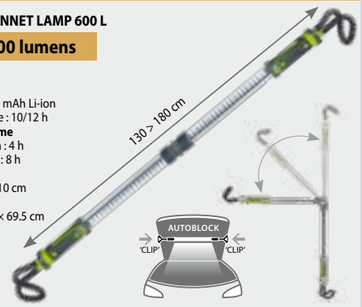


### UNDER BONNET LAMP 800 L

**250-800 lumens**

120 COB LED
3.7V - 4000 mAh Li-ion
charging time : 10/12 h
**operating time**
High position : 3 h
Low position : 6 h

2kg
60.7 × 15 × 11.3 cm

058002



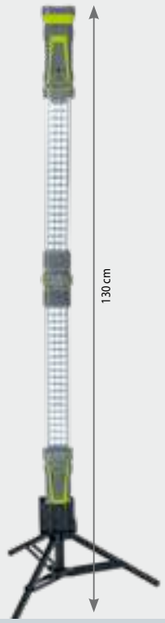


## WORKLIGHT WITH TRIPOD - Projecteur sur trépied - Arbeitsleuchte mit Standfuß

### TRIPOD LAMP 3000 L

**3000 lumens**

35 W COB LED
2 m power cord

IP 44
4.1 kg
103 × 21.5 × 10 cm

059979

### TRIPOD LAMP 4000 L

**4000 lumens**

3× 20 COB LED,
total 60 LED
3 m
power cord

6.4 kg
22 × 16 × 116 cm

059986

## AUTOMOTIVE BATTERIES

Batteries de démarrage - Starterbatterien - Baterías de arranque - Automotive accu's - Baterias de Automóvel - Μπαταρίες οχημάτων - Пусковые батареи - 汽车启动电池

| Curves | Pb* (except gel) | Pb* (incl. gel) | Battery overcharged protection | 100% charged | Maintenance | Battery desulphation | Fast Charge | Fast Charge ++ |
|---|---|---|---|---|---|---|---|---|
| W | ✓ | - | - | ✓ | - | - | - | - |
| W2 | ✓ | - | ✓ | - | - | - | - | - |
| WU | ✓ | - | ✓ | - | ✓ | - | - | - |
| WUoU | ✓ | ✓ | ✓ | ✓ | ✓ | - | - | - |
| IWUoU | ✓ | ✓ | ✓ | ✓ | ✓ | ✓ | ✓ | - |
| I REGULATED IUoU FAST CHARGE | ✓ | ✓ | ✓ | ✓ | ✓ | ✓ (except Artic) | ✓ | ✓ |
| 7 STEP 8 STEP GYSFLASH Pb | ✓ | ✓ | ✓ | ✓ | ✓ | ✓ | ✓ | ✓ |

* Pb : AGM / EFB / VRLA / Liquid / SLI / SLA / Calcium...

GYSFLASH Lithium: 8 STEP Li-ion | 8 STEP LiFePO4 | 9 STEP Li-ion | 9 STEP LiFePO4

**LiFePO4 / Li-ion / Li-Po / NMC / LCO / MCO / NCA...**

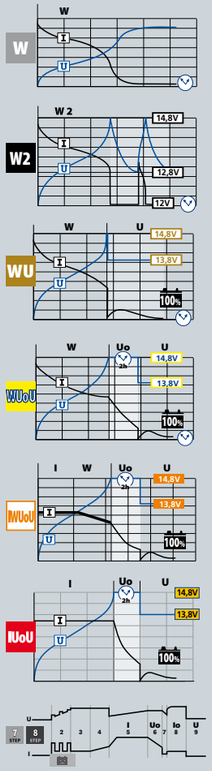


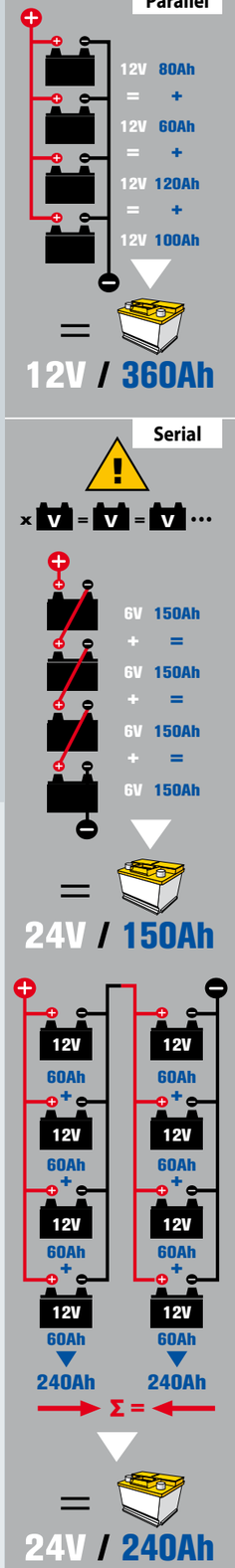


## MARKETING

Catalogs and posters available for download on our website
**www.gys.fr**

**A** - Barnum
3 x 3 m
098022

**B** - Open Barnum
2 x 2 m
098039

**C** - Oriflamme
3 x 0,50 m
098015

Display stand - Podium de présentation - Podest (machines not included)

063204
**A : 45 cm,** B : 50 cm, C : 50 cm

063211
**A : 80 cm,** B : 50 cm, C : 50 cm

Retail display space with 2 shelves
- Linéaire de vente avec 2 étagères
- Lochwandregal mit 2 Böden
(machines not included)
060784

| Type | FA1 | FA2 | SB1 |
|---|---|---|---|
| complete - complet - komplett | 062429 | 062443 | 061149 |
| without display stand - sans linéaire - ohne Regal | 062436 | 062450 | 062412 |

INVEST IN THE FUTURE

# CHARGE

2025 B


## GYS France

### Headquarters
1 rue de la Croix des Landes
CS 54159
53941 Saint-Berthevin - Cedex
Laval - France
Tel +33 2 43 01 23 60
E-mail service.client@gys.fr

ZI, 134 bd des Loges
53941 Saint-Berthevin
Laval - France

### Logistic center
2 Rue Jean Dausset
53810 Changé - France
Tel +33 2 43 01 54 33

## GYS Germany
Professor-Wieler
Straße 11
52070 Aachen
Deutschland
Tel +49 241/189-23-710
Fax +49 241/189-23-719
E-mail aachen@gys.fr

## GYS UK
Unit 3 - Great Central Way
Rugby - Warwickshire
CV21 3XH
United Kingdom
Tel +44 1926 338 609
Fax +44 1926 429 764
E-mail uk@gys.fr

## GYS Italia
Via Porta Est, 7
30020 Marcon - VE
Italia
Tel +39 041 53 21 565
E.mail italia@gys.fr

## GYS Ibérica
Avenida Pirineos 31
Nave 9
San Sebastian de los Reyes
28703 Madrid
España
Tel +34 917 409 790
E.mail iberica@gys.fr

## GYS China
Lot N°15 - 6666 bd Songze
201706 Qingpu
Shanghai - China
Tel +86 6221 4461
Fax +86 5226 0067
www.gys-china.com.cn
E-mail
contact@gys-china.com.cn

LinkedIn
Youtube
WeChat
Facebook
Instagram

www.gys.fr


Distributed by


095090 • Pour signaler des erreurs dans le catalogue, contactez : catalogues@gys.fr. Document non contractuel. GYS se réserve le droit de modifier sans préavis les spécifications de ses appareils. • To report errors in the catalog, contact: catalogues@gys.fr. Document not contractual. GYS reserves the right to modify the specifications of the machines without prior notice. Irrtümer und Änderungen vorbehalten. • I.P. - 197 g • printed in May 2025